

City of Casper, Wyoming
All Funds Budget Comparison
For Fiscal Year 2023 as of July 31, 2022
8.33 % OF THE FISCAL YEAR HAS ELAPSED

Fund	REVENUES		EXPENDITURES		Anticipated Year-End Net Income (Shortfall)
	Revised Budget	Year To Date	Revised Budget	Year To Date	
General Fund	\$ 51,926,377	\$ 584,740	\$ 51,926,377	\$ 4,106,883	\$ -
Opportunities Fund	99,132	(13,142)	1,189,512	119	(1,090,380)
Perpetual Care Fund	340,669	(59,554)	330,736	23,760	9,933
Local Assessment District Fund	108,788	(160)	124,912	9	(16,124)
Metro Animal Fund	1,476,303	13,685	1,647,955	74,394	(171,652)
River Fund	6,977,762	112,064	6,873,510	-	104,252
CARES Act Funding	-	(26,598)	-	228	-
Weed & Pest Fund	802,897	(1,263)	725,615	30,503	77,282
Special Fire Assistance Fund	310,911	-	310,911	54	-
Revolving Land Fund	1,730,849	(1,529)	690,150	13	1,040,699
Police Grants Fund	222,509	11,504	222,509	9,240	-
Public Transit Fund	3,258,798	23,841	3,258,798	170,379	-
Metropolitan Planning	1,439,416	69	1,439,416	38,165	-
Public Safety Communications	2,933,431	-	2,824,562	400,704	108,869
Redevelopment Loan Fund	63,157	59,892	63,157	59,892	-
Capital Projects Fund	23,229,487	(94,313)	26,625,600	488,894	(3,396,113)
Water Distribution Fund	15,285,221	2,086,013	16,694,218	829,393	(1,408,997)
Water Treatment Plant Ops Fund	3,830,789	300,392	3,830,789	327,217	-
Sewer Fund	6,942,876	624,838	8,044,584	523,006	(1,101,708)
Wastewater Treatment Plant	6,993,641	518,158	7,438,806	238,036	(445,165)
Refuse Collection Fund	10,056,082	823,228	9,720,097	495,376	335,985
Balefill Fund	8,349,686	499,685	8,161,755	667,802	187,931
Aquatics Fund	1,224,376	138,402	1,224,376	108,819	-
Golf Course Fund	958,000	214,261	1,070,907	100,480	(112,907)
Ice Arena Fund	595,453	33,333	595,453	37,044	-
Recreation Center Fund	1,217,324	80,280	1,217,324	134,301	-
Hogadon Fund	1,015,949	30,871	1,015,949	44,645	-
Ford Wyoming Center Fund	992,219	81,362	992,219	6,897	-
Parking Fund	16,977	567	48,729	3,342	(31,752)
Fleet Maintenance Fund	3,417,927	170,772	3,417,927	191,153	-
Buildings and Structures Fund	1,541,399	123,589	1,541,399	105,000	-
Health Insurance Fund	25,576	(7,233)	417,324	8,150	(391,748)
Property Insurance Fund	2,612,012	206,489	2,244,711	1,491,177	367,301
Total	\$ 159,995,993	\$ 6,534,244	\$ 165,930,287	\$ 10,715,077	\$ (5,934,294)

City of Casper, Wyoming
All Funds Statement of Revenues
For Fiscal Year 2023 as of July 31, 2022
8.33 % OF THE FISCAL YEAR HAS ELAPSED

Fund	Adopted Budget	Changes and Amendments	Revised Budget	Current Year To Date	Current Year % of Budget
General Fund	\$ 51,926,377	\$ -	\$ 51,926,377	\$ 584,740	1%
Opportunities Fund	99,132	-	99,132	(13,142)	-13%
Perpetual Care Fund	340,669	-	340,669	(59,554)	-17%
Local Assessment District Fund	108,788	-	108,788	(160)	0%
Metro Animal Fund	1,476,303	-	1,476,303	13,685	1%
River Fund	6,977,762	-	6,977,762	112,064	2%
CARES Act Funding	-	-	-	(26,598)	
Weed & Pest Fund	802,897	-	802,897	(1,263)	0%
Special Fire Assistance Fund	310,911	-	310,911	-	0%
Revolving Land Fund	1,730,849	-	1,730,849	(1,529)	0%
Police Grants Fund	222,509	-	222,509	11,504	5%
Public Transit Fund	3,258,798	-	3,258,798	23,841	1%
Metropolitan Planning	1,439,416	-	1,439,416	69	0%
Public Safety Communications	2,933,431	-	2,933,431	-	0%
Redevelopment Loan Fund	63,157	-	63,157	59,892	95%
Capital Projects Fund	23,229,487	-	23,229,487	(94,313)	0%
Water Distribution Fund	15,285,221	-	15,285,221	2,086,013	14%
Water Treatment Plant Ops Fund	3,830,789	-	3,830,789	300,392	8%
Sewer Fund	6,942,876	-	6,942,876	624,838	9%
Wastewater Treatment Plant	6,993,641	-	6,993,641	518,158	7%
Refuse Collection Fund	10,056,082	-	10,056,082	823,228	8%
Balefill Fund	8,349,686	-	8,349,686	499,685	6%
Aquatics Fund	1,224,376	-	1,224,376	138,402	11%
Golf Course Fund	958,000	-	958,000	214,261	22%
Ice Arena Fund	595,453	-	595,453	33,333	6%
Recreation Center Fund	1,217,324	-	1,217,324	80,280	7%
Hogadon Fund	1,015,949	-	1,015,949	30,871	3%
Ford Wyoming Center Fund	992,219	-	992,219	81,362	8%
Parking Fund	16,977	-	16,977	567	3%
Fleet Maintenance Fund	3,417,927	-	3,417,927	170,772	5%
Buildings and Structures Fund	1,541,399	-	1,541,399	123,589	8%
Health Insurance Fund	25,576	-	25,576	(7,233)	-28%
Property Insurance Fund	2,612,012	-	2,612,012	206,489	8%
Total	\$ 159,995,993	\$ -	\$ 159,995,993	\$ 6,534,244	4%

City of Casper, Wyoming
All Funds Statement of Expenditures

For Fiscal Year 2023 as of July 31, 2022
8.33 % OF THE FISCAL YEAR HAS ELAPSED

Fund	Adopted Budget	Carry-over Encumbrances and Amendments	Current Year Budget	Current Year To Date	Current Year % of Budget
General Fund	\$ 51,926,377	\$ -	\$ 51,926,377	\$ 4,106,883	8%
Opportunities Fund	1,189,512	-	1,189,512	119	0%
Perpetual Care Fund	330,736	-	330,736	23,760	7%
Local Assessment District Fund	124,912	-	124,912	9	0%
Metro Animal Fund	1,647,955	-	1,647,955	74,394	5%
River Fund	6,873,510	-	6,873,510	-	0%
CARES Act Funding	-	-	-	228	
Weed & Pest Fund	725,615	-	725,615	30,503	4%
Special Fire Assistance Fund	310,911	-	310,911	54	0%
Revolving Land Fund	690,150	-	690,150	13	0%
Police Grants Fund	222,509	-	222,509	9,240	4%
Public Transit Fund	3,258,798	-	3,258,798	170,379	5%
Metropolitan Planning	1,439,416	-	1,439,416	38,165	3%
Public Safety Communications	2,824,562	-	2,824,562	400,704	14%
Redevelopment Loan Fund	63,157	-	63,157	59,892	95%
Capital Projects Fund	26,625,600	-	26,625,600	488,894	2%
Water Distribution Fund	16,694,218	-	16,694,218	829,393	5%
Water Treatment Plant Ops Fund	3,830,789	-	3,830,789	327,217	9%
Sewer Fund	8,044,584	-	8,044,584	523,006	7%
Wastewater Treatment Plant	7,438,806	-	7,438,806	238,036	3%
Refuse Collection Fund	9,720,097	-	9,720,097	495,376	5%
Balefill Fund	8,161,755	-	8,161,755	667,802	8%
Aquatics Fund	1,224,376	-	1,224,376	108,819	9%
Golf Course Fund	1,070,907	-	1,070,907	100,480	9%
Ice Arena Fund	595,453	-	595,453	37,044	6%
Recreation Center Fund	1,217,324	-	1,217,324	134,301	11%
Hogadon Fund	1,015,949	-	1,015,949	44,645	4%
Ford Wyoming Center Fund	992,219	-	992,219	6,897	1%
Parking Fund	48,729	-	48,729	3,342	7%
Fleet Maintenance Fund	3,417,927	-	3,417,927	191,153	6%
Buildings and Structures Fund	1,541,399	-	1,541,399	105,000	7%
Health Insurance Fund	417,324	-	417,324	8,150	2%
Property Insurance Fund	2,244,711	-	2,244,711	1,491,177	66%
Total	\$ 165,930,287	\$ -	\$ 165,930,287	\$ 10,715,077	6%

City of Casper, Wyoming

Summary of Cash, Investments, Other Monetary Assets and Working Capital

For Fiscal Year 2023 as of July 31, 2022
8.33 % OF THE FISCAL YEAR HAS ELAPSED

	Cash and Investments			Working Capital			
	Cash	Investments	Market Adjustments	Total	Current Assets	Current Liabilities	Total
General Fund	\$ 3,544,030	\$ 24,840,029	\$ -	\$ 28,384,059	\$ 1,211,888	\$ (5,433,497)	\$ 24,162,450
Capital Projects Funds							
Opportunities Fund	297,195	6,409,566	-	6,706,762	-	(1,229)	6,705,533
Capital Projects Fund	861,946	44,563,388	-	45,425,334	23,492	(783,184)	44,665,642
Trust & Agency Funds							
Perpetual Care Fund	416,951	28,937,791	-	29,354,742	-	-	29,354,742
Metro Animal Fund	338,587	540,365	-	878,952	49,661	(66,156)	862,457
River Fund	633,645	100,000	-	733,645	-	(223,000)	510,645
CARES Act Funding	57,489	12,285,800	-	12,343,289	-	(1,171,128)	11,172,161
Public Safety Communications	466,307			466,307	77,610	(267,918)	275,999
Health Insurance Fund	170,371	3,340,837	-	3,511,207	-	(40,773)	3,470,434
Debt Service Funds - LAD	305,430	473,553	-	778,984	(1,609)	-	777,375
Special Revenue Funds							
Weed & Pest Fund	240,094	783,448	-	1,023,541	-	(26,494)	997,047
Special Fire Assistance Fund	20,939			20,939	235		21,174
Revolving Land Fund	115,497	706,029	-	821,526	-	-	821,526
Police Grants Fund	(155,714)			(155,714)	22,905	(6,958)	(139,767)
Public Transit Fund	(1,141,845)			(1,141,845)	164,176	(144,741)	(1,122,410)
Metropolitan Planning	204,870			204,870	51,961	(38,810)	218,021
Redevelopment Loan Fund	100,937			100,937	-		100,937
Utility Enterprise Funds							
Water Distribution Fund	208,008	18,306,907	-	18,514,915	1,875,593	(717,664)	19,672,843
Water Treatment Plant Ops Fund	(85,490)			(85,490)	322,588	(373,703)	(136,604)
Sewer Fund	525,339	6,372,302	-	6,897,641	555,018	(494,402)	6,958,256
Wastewater Treatment Plant	360,046	11,761,310	-	12,121,355	711,383	(448,920)	12,383,818
Refuse Collection Fund	640,171	3,157,656	-	3,797,827	587,542	(317,495)	4,067,874
Balefill Fund	506,404	12,449,275	-	12,955,679	504,227	(558,501)	12,901,405
Parks & Recreation Enterprise Funds							
Aquatics Fund	66,656			66,656	-	(78,126)	(11,469)
Golf Course Fund	672,326			672,326	30,024	(62,566)	639,783
Ice Arena Fund	(64,199)			(64,199)	8,661	(21,067)	(76,606)
Recreation Center Fund	(327,694)			(327,694)	3,081	(89,648)	(414,261)
Hogadon Fund	178,711			178,711	57,077	(30,553)	205,235
Ford Wyoming Center Fund	(11,828)	285,649		273,821	3,850	(164,012)	113,659
Other Enterprise Funds - Parking	846	154,902	-	155,747	358	(250)	155,856
Internal Service Funds							
Fleet Maintenance Fund	408,655			408,655	85,443	(265,775)	228,323
Buildings and Structures Fund	430,054			430,054	2,045	(70,199)	361,899
Property Insurance Fund	443,009	-	-	443,009	25,189	(1,480,670)	(1,012,472)
	\$ 10,427,741	\$ 175,468,807	\$ -	\$ 185,896,548	\$ 6,372,398	\$ (13,377,440)	\$ 178,891,506

City of Casper, Wyoming
Summary of Cash and Investments
For Fiscal Year 2023 as of July, 31 2022

Bank Accounts

Petty Cash	\$ 17,767
Concentration	7,514,644
Expense Checking	(152,089)
Customer Refund	(21)
Wire Transfer	-
Court Bonds	204,566
CEC Show Account	290,191
Police Evidence Account	83,537
Firehouse Redevelopment	-
Outgoing EFT	50,000
Total Cash	\$ 8,008,593

Investments

General Fund	\$ 24,840,029
Opportunities Fund	6,409,566
Perpetual Care Fund	28,937,791
Local Assessment District Fund	473,553
Metro Animal Fund	540,365
River Fund	100,000
CARES Act Funding	12,285,800
Weed & Pest Fund	783,448
Revolving Land Fund	706,029
Capital Projects Fund	44,563,388
Water Distribution Fund	18,306,907
Sewer Fund	6,372,302
Wastewater Treatment Plant	11,761,310
Refuse Collection Fund	3,157,656
Balefill Fund	12,449,275
Parking Fund	154,902
Health Insurance Fund	3,340,837
Total Investments	\$ 175,183,158

Other Assets

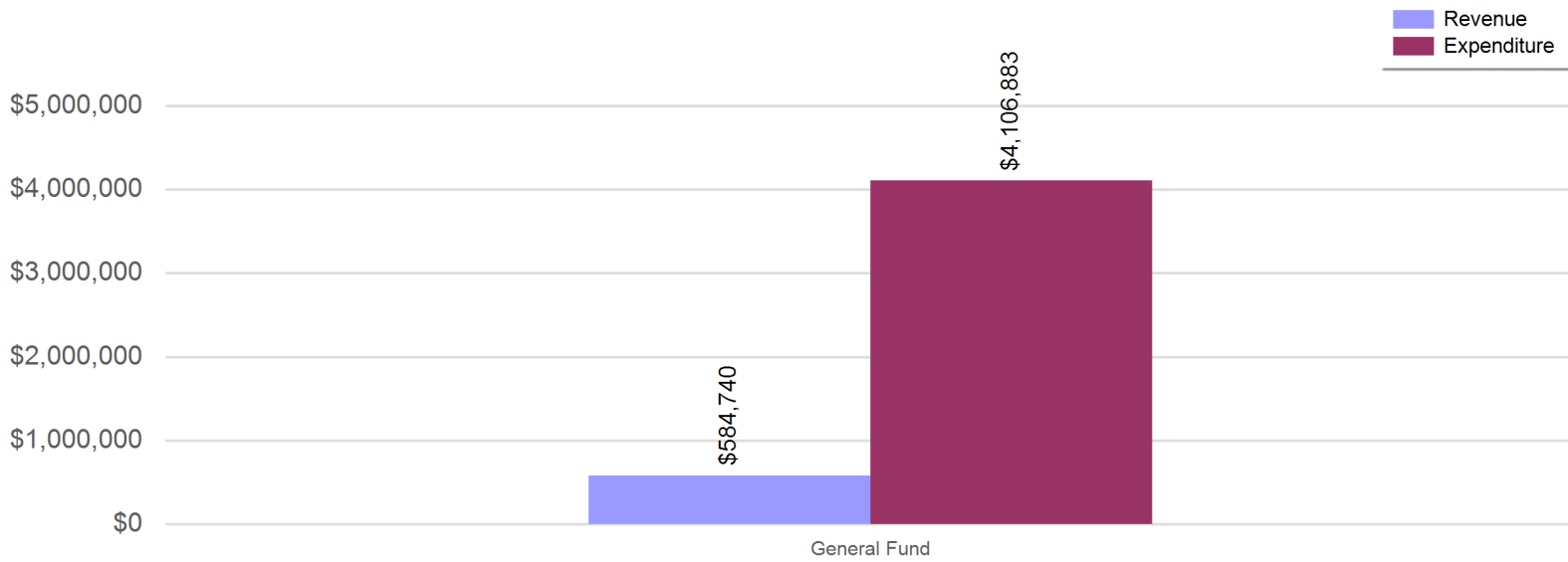
General Fund	
Notes/Loans Receivable	\$ 941,091
Opportunities Fund	
Notes/Loans Receivable	294,108
Perpetual Care Fund	
Notes/Loans Receivable	1,142,406
Local Assessment District Fund	
Notes/Loans Receivable	87,462
Penalty Receivable	4,875
Principal Receivable	25,835
Redevelopment Loan Fund	
Notes/Loans Receivable	214,000
Capital Projects Fund	
Notes/Loans Receivable	93,728
Total Other Assets	\$ 2,803,504

City of Casper, Wyoming
General Fund Balance Sheet
For Fiscal Year 2023 as of July 31, 2022
8.33 % OF THE FISCAL YEAR HAS ELAPSED

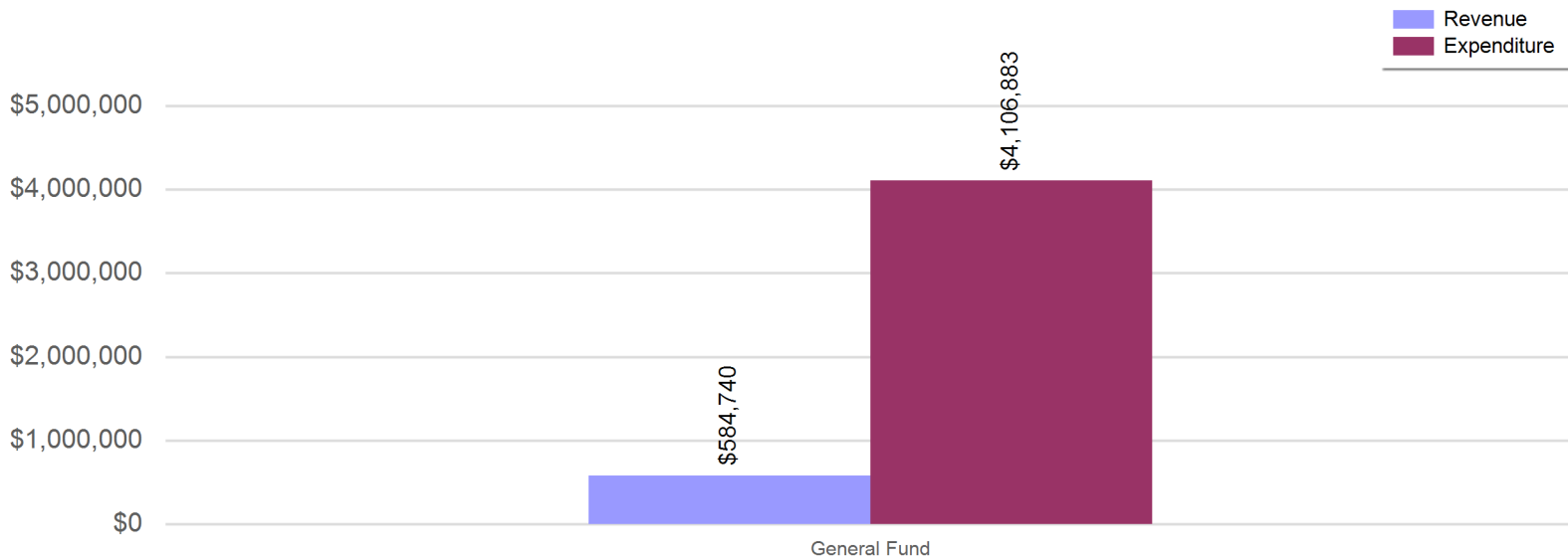
	<u>General Fund</u>
ASSETS	
Current Assets	
Cash	\$ 3,544,030
Investments	24,840,029
Market Adjustments	-
Inventory	85,395
Interest Receivable	-
Grants Receivable	6,600
Loans Receivable	941,091
Accounts Receivable	1,114,433
Prepaid Expenses	5,460
Total Current Assets	<u>30,537,039</u>
Total Assets	<u>\$ 30,537,039</u>
LIABILITIES	
Current Liabilities	
Accounts Payable	\$ 1,516,020
Accrued Wages and Benefits Payable	984,776
Deferred Revenue	99,988
Held in Trust - Cell Tower	2,832,715
Total Current Liabilities	<u>5,433,497</u>
Non-Current Liabilities	
Funds Held in Trust	9,311
Total Non-Current Liabilities	<u>9,311</u>
Total Liabilities	<u>\$ 5,442,809</u>
NET POSITION	
Unrestricted	\$ 25,094,230
Total Net Position	<u>\$ 25,094,230</u>

City of Casper, Wyoming
General Fund Revenue Expenditure Comparison
For Fiscal Year 2023 as of July 31, 2022
8.33 % OF THE FISCAL YEAR HAS ELAPSED

General Fund YTD Revenue and Expenditure Comparison



General Fund MTD Revenue and Expenditure Comparison



City of Casper, Wyoming
General Fund Statement of Expenditures
For Fiscal Year 2023 as of July 31, 2022
8.33 % OF THE FISCAL YEAR HAS ELAPSED

Organization	Revised Budget	Current Year To Date	Current Year % of Budget
General Fund Revenue	\$ 75,960	\$ 4,384	6%
General Fund Transfers Out	4,860,836	197,616	4%
City Council	300,603	83,943	28%
City Manager	968,506	67,423	7%
City Clerk	460,149	31,115	7%
Social Community Services	1,329,400	252,616	19%
Municipal Court	736,590	47,839	6%
City Attorney	734,721	54,451	7%
Human Resources	819,106	54,244	7%
City Hall	425,472	29,359	7%
Marathon Building	19,110	619	3%
Miller St. Dormitory	43,883	3,470	8%
City Center Building	77,917	5,175	7%
Ash Street Building	29,522	506	2%
Casper Business Center	79,672	13,458	17%
Information Services	1,982,722	247,449	12%
Finance	853,855	54,495	6%
Customer Service	846,512	64,744	8%
Engineering	890,375	68,372	8%
Streets	3,449,733	157,062	5%
Traffic Control	795,000	410	0%
Community Development Planning	1,474,391 -	103,227 -	7%
Police Administration	15,832,537	1,166,492	7%
Police Career Services	430,000	15,198	4%
Police Investigations	42,000	1,424	3%
Fire-EMS Administration	10,011,040	992,510	10%
Fire-EMS Operations	671,196	56,954	8%
Fire-EMS Training	132,750	11,852	9%
Fire-EMS Prevent & Inspect	46,900	1,797	4%
Parks - Athletic Maint.	474,962	24,111	5%
Parks - Parks Maint.	1,869,107	192,287	10%
Parks - Urban Forestry	21,234	1,071	5%
Parks - Special Areas	139,700	15,550	11%
Cemetery	501,192	47,265	9%
Ft. Caspar Museum	499,724	38,395	8%
Total	\$ 51,926,377	\$ 4,106,883	8%

City of Casper, Wyoming
General Fund Statement of Revenues and Expenditures
For Fiscal Year 2023 as of July 31, 2022
8.33 % OF THE FISCAL YEAR HAS ELAPSED

	Revised Budget	Current Year To Date	Current Year % of Budget
Revenues:			
General Property Tax	\$ 5,368,052	\$ -	0.00%
Licences and Permits	5,845,236	70,270	1.20%
Automobile Tax	1,547,309	-	0.00%
Cigarette Tax	229,339	-	0.00%
Direct Distribution	4,658,159	-	0.00%
Gaming Revenue	1,000,000	-	0.00%
Gasoline Tax	1,281,528	98,263	7.67%
Intergovernmental User Charges	34,057	-	0.00%
Mineral Royalites Tax	2,073,642	-	0.00%
Municipal Share of State Sales	20,402,721	-	0.00%
Severance Tax	2,067,465	-	0.00%
Special Fuels Tax	583,234	40,568	6.96%
Goods and Svcs Rev	4,443,110	279,778	6.30%
Fines and Forfeits	1,285,000	59,183	4.61%
Misc Revenue	1,089,715	35,193	3.23%
Loan Receipts	16,576	1,381	8.33%
Transfers In	1,234	103	8.33%
Total Revenues	\$ 51,926,377	\$ 584,740	1.13%
	Revised Budget	Current Year To Date	Current Year % of Budget
Expenditures:			
Personnel Services	\$ 33,574,367	\$ 2,865,289	8.53%
Materials & Supplies	3,771,694	162,289	4.30%
Contractual Services	5,188,226	306,500	5.91%
Transfers Out	4,860,836	197,616	4.07%
Other Costs	3,503,717	474,306	13.54%
Utility Expense	1,027,537	100,882	9.82%
Total Expenditures	\$ 51,926,377	\$ 4,106,883	7.91%
Net Revenue (Shortfall)	\$ -	\$ (3,522,143)	-6.78%

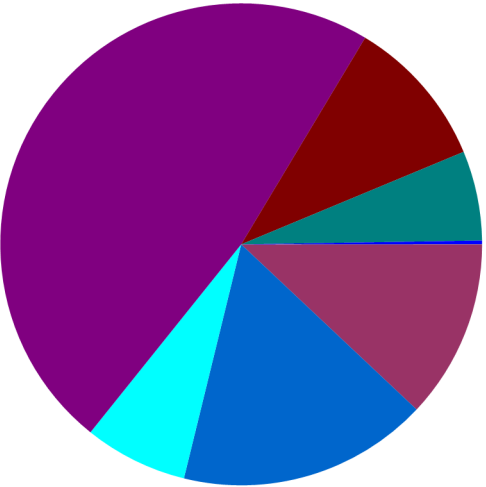
City of Casper, Wyoming
General Fund Summary of Cash and Investments
For Fiscal Year 2023 as of July 31, 2022
8.33 % OF THE FISCAL YEAR HAS ELAPSED

Cash	\$	3,544,030
Investments		<u>24,840,029</u>
	\$	<u>28,384,059</u>

City of Casper, Wyoming
General Fund Summary of Revenues and Expenditures
For Fiscal Year 2023 as of July 31, 2022
8.33 % OF THE FISCAL YEAR HAS ELAPSED

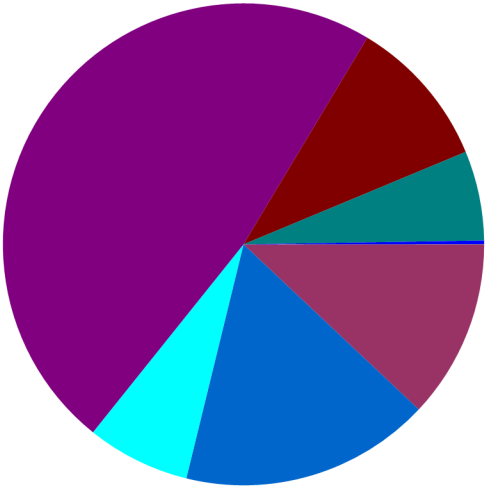
Year To Date Revenues
\$584,740

- General Property Tax-\$0
- Licences and Permits-\$70,270
- Automobile Tax-\$0
- Cigarette Tax-\$0
- Direct Distribution-\$0
- Gaming Revenue-\$0
- Gasoline Tax-\$98,263
- Intergovernmental User Charges-\$0
- Mineral Royalties Tax-\$0
- Municipal Share of State Sales-\$0
- Severance Tax-\$0
- Special Fuels Tax-\$40,568
- Goods and Svcs Rev-\$279,778
- Fines and Forfeits-\$59,183
- Misc Revenue-\$35,193
- Loan Receipts-\$1,381
- Transfers In-\$103



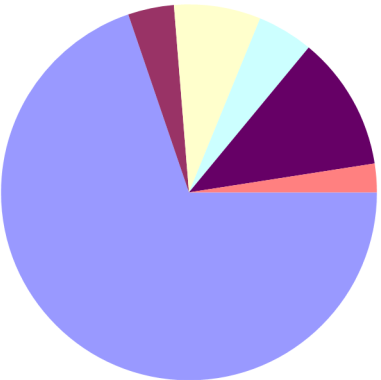
Month To Date Revenues
\$584,740

- General Property Tax-\$0
- Licences and Permits-\$70,270
- Automobile Tax-\$0
- Cigarette Tax-\$0
- Direct Distribution-\$0
- Gaming Revenue-\$0
- Gasoline Tax-\$98,263
- Intergovernmental User Charges-\$0
- Mineral Royalties Tax-\$0
- Municipal Share of State Sales-\$0
- Severance Tax-\$0
- Special Fuels Tax-\$40,568
- Goods and Svcs Rev-\$279,778
- Fines and Forfeits-\$59,183
- Misc Revenue-\$35,193
- Loan Receipts-\$1,381
- Transfers In-\$103



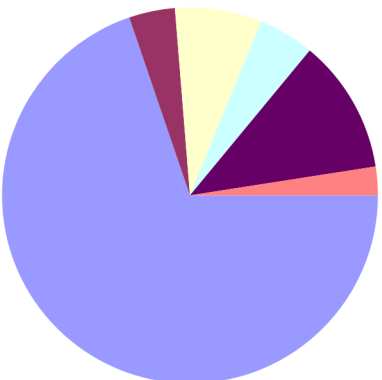
Year To Date Expenditures
\$4,106,883

- Personnel Services-\$2,865,289
- Materials & Supplies-\$162,289
- Contractual Services-\$306,500
- Transfers Out-\$197,616
- Other Costs-\$474,306
- Utility Expense-\$100,882



Month To Date Expenditures
\$4,106,883

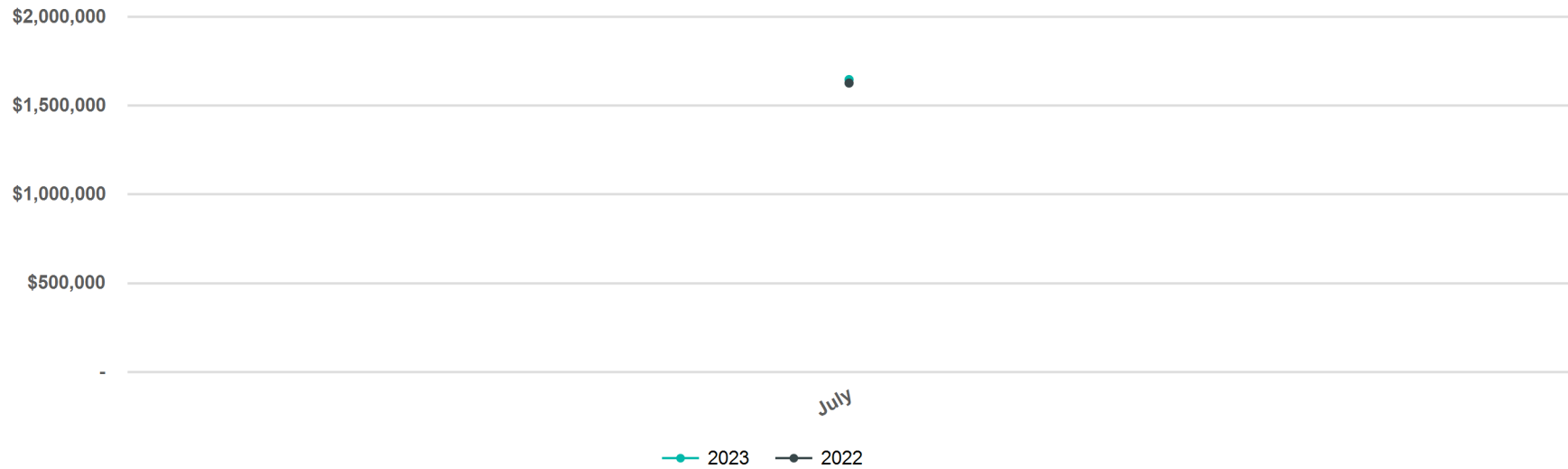
- Personnel Services-\$2,865,289
- Materials & Supplies-\$162,289
- Contractual Services-\$306,500
- Transfers Out-\$197,616
- Other Costs-\$474,306
- Utility Expense-\$100,882



City of Casper, Wyoming
Sales Tax Comparison
(Budget Basis - For Management Use Only)
For Fiscal Year 2023 as of July 31, 2022
8.33 % OF THE FISCAL YEAR HAS ELAPSED

Month	FY 2023			FY 2022			FY 2023 Current Month % Increase Over 2022	FY 2023 To Date % Increase Over 2022
	Budget	Actuals	Actual Year to Date	Budget	Actuals	Actual Year to Date		
July	\$ 1,700,227	\$ 1,647,473	\$ 1,647,473	\$ 1,603,904	\$ 1,628,013	\$ 1,628,013	1.20%	1.20%
	\$ 1,700,227	\$ 1,647,473		\$ 1,603,904	\$ 1,628,013			
	(\$52,754) or -3.10 % Below YTD Projections for FY 2023 through period 1							

Comparison of Municipal Share of State Sales By Month

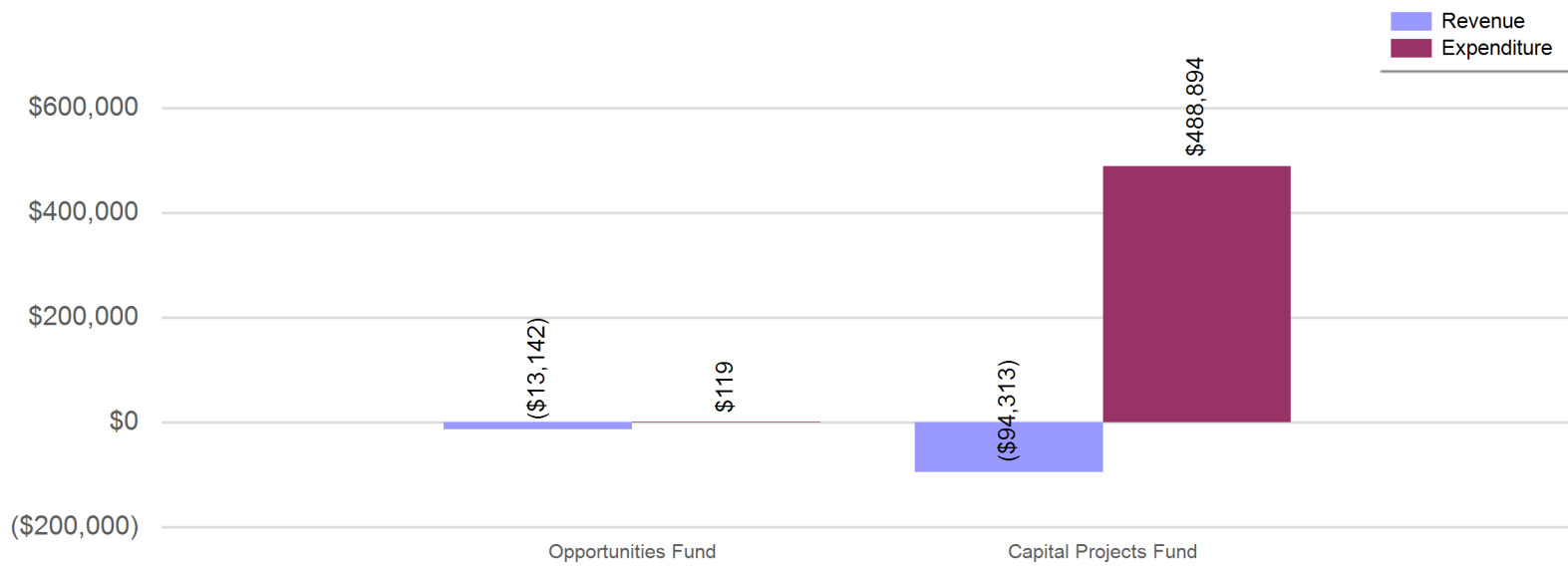


City of Casper, Wyoming
Capital Project Funds Consolidated Balance Sheet
For Fiscal Year 2023 as of July 31, 2022
8.33 % OF THE FISCAL YEAR HAS ELAPSED

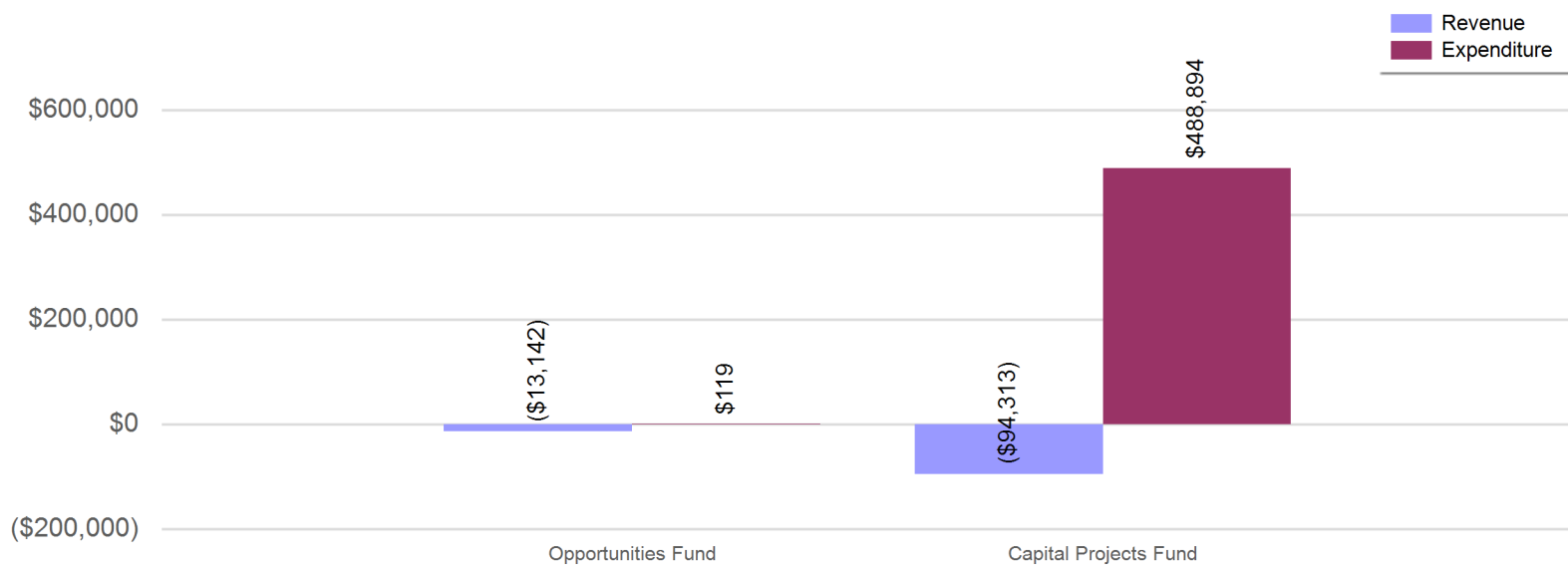
	Opportunities Fund	Capital Projects Fund
ASSETS		
Current Assets		
Cash	\$ 297,195	\$ 861,946
Investments	6,409,566	44,563,388
Market Adjustments	-	-
Interest Receivable	-	-
Grants Receivable		16,899
Loans Receivable	294,108	93,728
Accounts Receivable	-	(364)
Prepaid Expenses		6,957
Total Current Assets	<u>7,000,869</u>	<u>45,542,554</u>
Total Assets	<u>\$ 7,000,869</u>	<u>\$ 45,542,554</u>
LIABILITIES		
Current Liabilities		
Accounts Payable	\$	\$ 746,933
Deferred Revenue	1,229	36,251
Total Current Liabilities	<u>1,229</u>	<u>783,184</u>
Total Liabilities	<u>\$ 1,229</u>	<u>\$ 783,184</u>
NET POSITION		
Unrestricted	\$ 6,999,641	\$ 44,759,370
Total Net Position	<u>\$ 6,999,641</u>	<u>\$ 44,759,370</u>

City of Casper, Wyoming
Capital Project Funds Revenue and Expenditure Comparison
For Fiscal Year 2023 as of July 31, 2022
8.33 % OF THE FISCAL YEAR HAS ELAPSED

Capital Projects Funds YTD Revenue and Expenditure Comparison



Capital Projects Funds MTD Revenue and Expenditure Comparison



City of Casper, Wyoming
Opportunities Fund Statement of Revenues and Expenditures

For Fiscal Year 2023 as of July 31, 2022
8.33 % OF THE FISCAL YEAR HAS ELAPSED

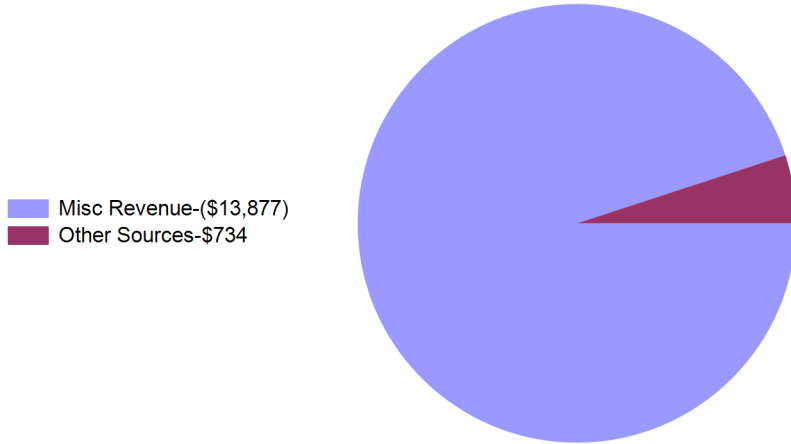
	Revised Budget	Current Year To Date	Current Year % of Budget
Revenues:			
Misc Revenue	\$ 63,269	\$ (13,877)	-21.93%
Other Sources	35,863	734	2.05%
Total Revenues	\$ 99,132	\$ (13,142)	-13.26%
	Revised Budget	Current Year To Date	Current Year % of Budget
Expenditures:			
Contractual Services	\$ 4,512	\$ 119	2.64%
Transfers Out	1,185,000	-	0.00%
Total Expenditures	\$ 1,189,512	\$ 119	0.01%
Net Revenue (Shortfall)	\$ (1,090,380)	\$ (13,261)	-13.27%

Opportunities Fund Summary of Cash and Investments

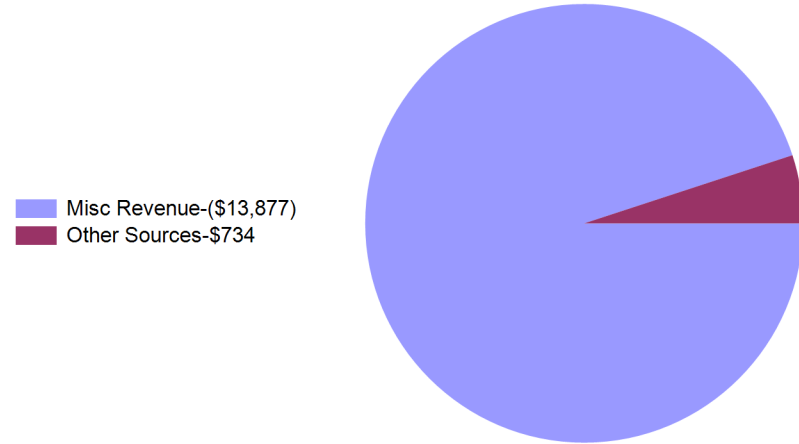
Cash	\$ 297,195
Investments	6,409,566
	<u>\$ 6,706,762</u>

City of Casper, Wyoming
Opportunities Fund Summary of Revenues and Expenditures
For Fiscal Year 2023 as of July 31, 2022
8.33 % OF THE FISCAL YEAR HAS ELAPSED

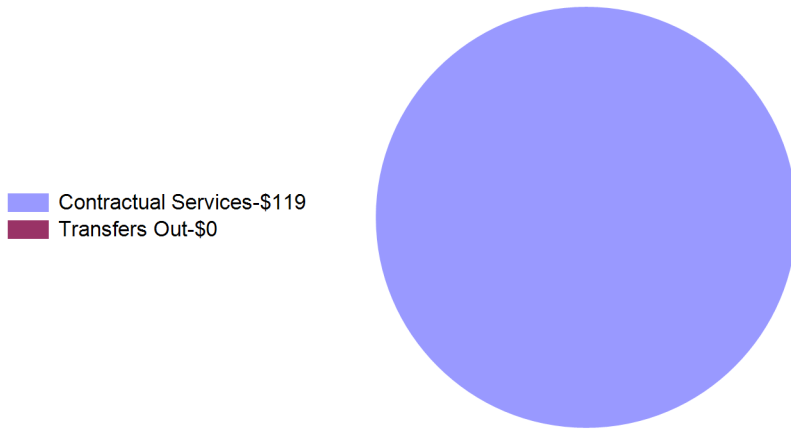
Year To Date Revenues
(\$13,142)



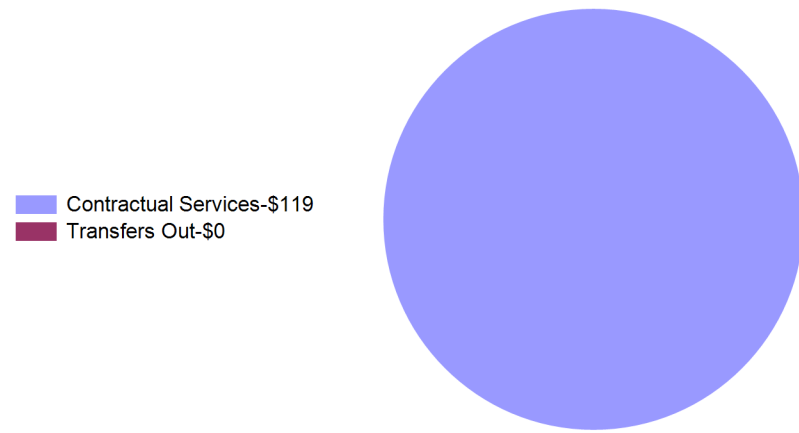
Month To Date Revenues
(\$13,142)



Year To Date Expenditures
\$119



Month To Date Expenditures
\$119



City of Casper, Wyoming
Capital Projects Fund Statement of Revenues and Expenditures
For Fiscal Year 2023 as of July 31, 2022
8.33 % OF THE FISCAL YEAR HAS ELAPSED

	Revised Budget	Current Year To Date	Current Year % of Budget
Revenues:			
Local Taxes	\$ 16,876,343	\$ -	0.00%
Intergovernmental	4,017,000	-	0.00%
Misc Revenue	902,270	(94,313)	-10.45%
Other Sources	1,433,874	-	0.00%
Total Revenues	\$ 23,229,487	\$ (94,313)	-0.41%
	Revised Budget	Current Year To Date	Current Year % of Budget
Expenditures:			
Contractual Services	\$ 1,020,068	\$ 3,298	0.32%
Capital Outlay	19,812,285	329,316	1.66%
Transfers Out	5,793,247	156,280	2.70%
Other Costs	-	-	
Total Expenditures	\$ 26,625,600	\$ 488,894	1.84%
Net Revenue (Shortfall)	\$ (3,396,113)	\$ (583,208)	-2.24%

Capital Projects Fund Summary of Cash and Investments

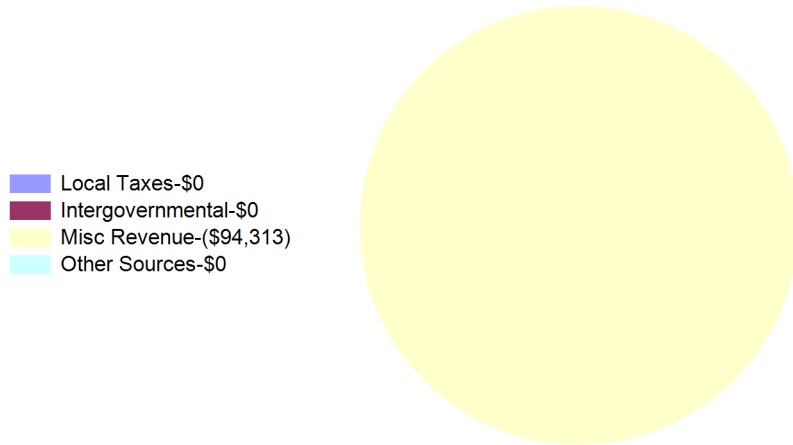
Cash	\$ 861,946
Investments	44,563,388
	<u>\$ 45,425,334</u>

City of Casper, Wyoming

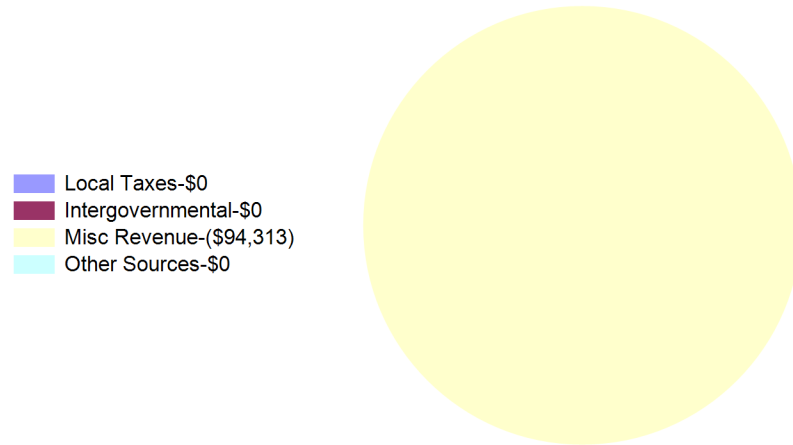
Capital Project Fund Summary of Revenues and Expenditures

For Fiscal Year 2023 as of July 31, 2022
8.33 % OF THE FISCAL YEAR HAS ELAPSED

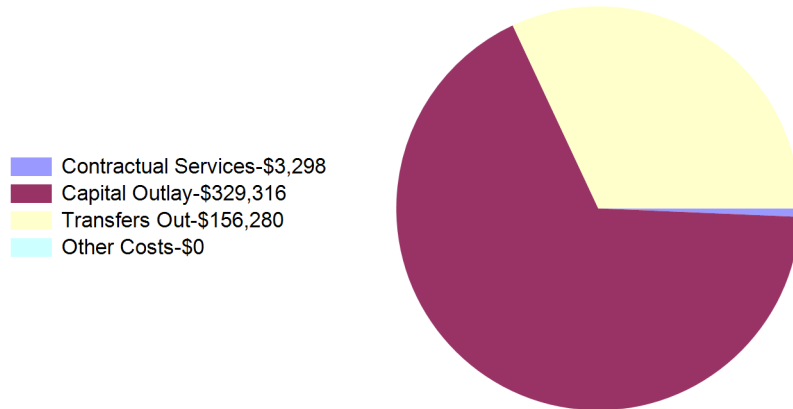
Year To Date Revenues
(\$94,313)



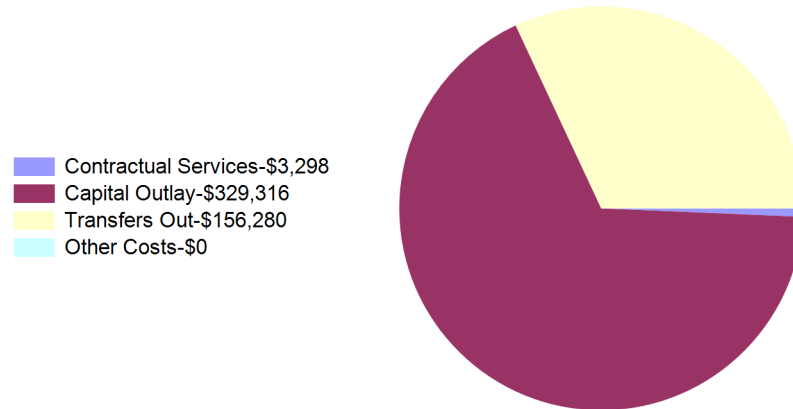
Month To Date Revenues
(\$94,313)



Year To Date Expenditures
\$488,894



Month To Date Expenditures
\$488,894

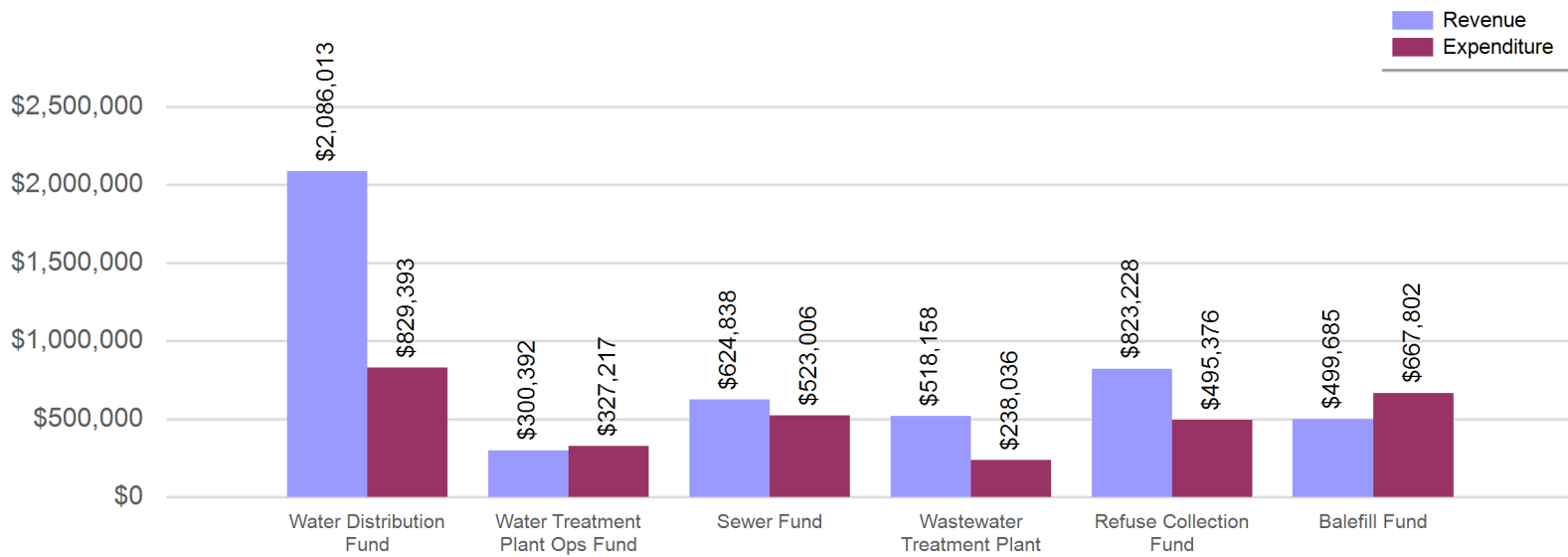


City of Casper, Wyoming
Utility Enterprise Funds Consolidated Balance Sheet
For Fiscal Year 2023 as of July 31, 2022
8.33 % OF THE FISCAL YEAR HAS ELAPSED

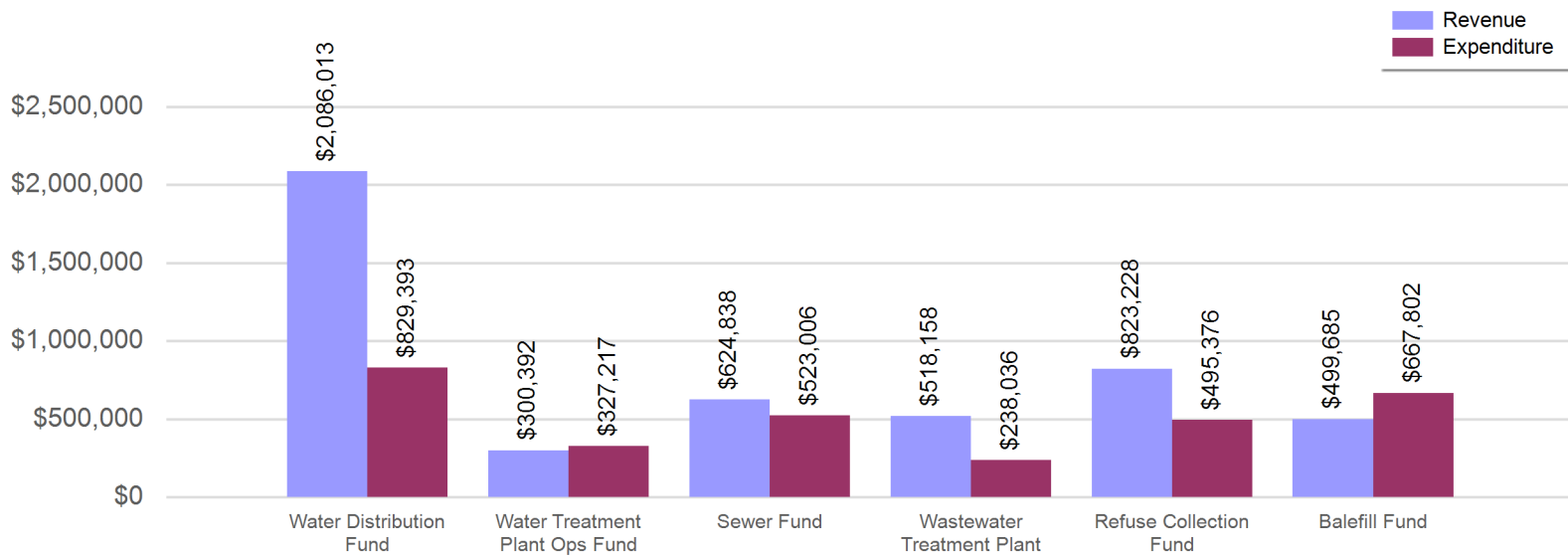
	Water Distribution Fund	Water Treatment Plant Ops Fund	Sewer Fund	Wastewater Treatment Plant	Refuse Collection Fund	Balefill Fund
ASSETS						
Current Assets						
Cash	\$ 208,008	\$ (85,490)	\$ 525,339	\$ 360,046	\$ 640,171	\$ 506,404
Investments	18,306,907		6,372,302	11,761,310	3,157,656	12,449,275
Market Adjustments	-		-	-	-	-
Inventory	571,821			86,219		33,506
Interest Receivable	-		-	-	-	-
Grants Receivable	-			106,871		49,883
Accounts Receivable	1,247,821	322,588	555,018	518,293	578,268	409,033
Clearing	55,951					
Prepaid Expenses					9,274	11,805
Total Current Assets	20,390,508	237,098	7,452,659	12,832,738	4,385,369	13,459,906
Capital Assets						
Land, Buildings & Improvements	98,534,918		31,062,306	75,602,116	5,210,482	38,406,016
Equipment	5,587,232		1,706,871	7,594,623	7,165,480	8,803,189
Accumulated Depreciation	(40,914,807)		(20,680,924)	(49,852,365)	(4,516,246)	(17,479,899)
Total Capital Assets	63,207,342		12,088,253	33,344,375	7,859,716	29,729,306
Total Assets	\$ 83,597,850	\$ 237,098	\$ 19,540,912	\$ 46,177,112	\$ 12,245,085	\$ 43,189,212
DEFERRED OUTFLOWS OF RESOURCES						
Total Deferred Outflows Of Resources	\$ 1,689,959	\$ 892,011	\$ 504,338	\$ 1,193,728	\$ 1,670,047	\$ 1,392,455
LIABILITIES						
Current Liabilities						
Accounts Payable	\$ 602,606	\$ 333,687	\$ 459,301	\$ 134,646	\$ 221,240	\$ 474,468
Accrued Wages and Benefits Payable	85,615	40,016	35,101	58,886	96,255	84,033
Interest Payable	-			255,388		-
Deferred Revenue	-					
Customer Deposits	29,444					
Total Current Liabilities	717,664	373,703	494,402	448,920	317,495	558,501
Non-Current Liabilities						
Notes Payable	4,142,985			8,209,324		6,004,075
Closure & Post Closure Costs						7,777,526
Accrued Comp ABS	133,595	42,037	46,438	66,771	95,159	113,571
Net Pension Liability	1,799,791	635,872	304,901	885,190	829,463	1,136,377
Net OPEB Liability	1,469,358	772,305	482,768	1,079,221	1,613,706	1,210,928
Total Non-Current Liabilities	7,545,728	1,450,214	834,107	10,240,506	2,538,328	16,242,477
Total Liabilities	\$ 8,263,393	\$ 1,823,917	\$ 1,328,509	\$ 10,689,426	\$ 2,855,823	\$ 16,800,978
DEFERRED INFLOWS OF RESOURCES						
Total Deferred Inflows Of Resources	\$ 730,614	\$ 387,538	\$ 311,707	\$ 559,777	\$ 765,578	\$ 681,165
NET POSITION						
Net Investment in Capital Assets	\$ 59,064,358		\$ 12,088,253	\$ 25,135,051	\$ 7,859,716	\$ 23,725,231
Unrestricted	17,229,445	(1,082,345)	6,316,781	10,986,586	2,434,015	3,374,293
Total Net Position	\$ 76,293,802	\$ (1,082,345)	\$ 18,405,034	\$ 36,121,637	\$ 10,293,731	\$ 27,099,524

City of Casper, Wyoming
Utility Enterprise Funds Revenue and Expenditure Comparison
For Fiscal Year 2023 as of July 31, 2022
8.33 % OF THE FISCAL YEAR HAS ELAPSED

Utility Enterprise Funds YTD Revenue and Expenditure Comparison



Utility Enterprise Funds MTD Revenue and Expenditure Comparison



City of Casper, Wyoming

Water Distribution Fund Statement of Revenues and Expenditures

For Fiscal Year 2023 as of July 31, 2022

8.33 % OF THE FISCAL YEAR HAS ELAPSED

	Revised Budget	Current Year To Date	Current Year % of Budget
Revenues:			
Goods and Svcs Rev	\$ 12,050,925	\$ 2,079,581	17.26%
Misc Revenue	197,296	(38,380)	-19.45%
Utility Revenue	537,000	44,812	8.34%
Other Sources	2,500,000	-	0.00%
Total Revenues	\$ 15,285,221	\$ 2,086,013	13.65%
	Revised Budget	Current Year To Date	Current Year % of Budget
Expenditures:			
Personnel Services	\$ 2,702,963	\$ 188,497	6.97%
Materials & Supplies	8,437,251	44,155	0.52%
Contractual Services	1,424,238	79,331	5.57%
Capital Outlay	3,233,500	185,524	5.74%
Debt Service	755,222	325,034	43.04%
Other Costs	113,544	6,075	5.35%
Utility Expense	27,500	778	2.83%
Total Expenditures	\$ 16,694,218	\$ 829,393	4.97%
Net Revenue (Shortfall)	\$ (1,408,997)	\$ 1,256,620	8.68%

Water Distribution Fund Summary of Cash and Investments

Cash	\$	208,008
Investments		18,306,907
	\$	<u>18,514,915</u>

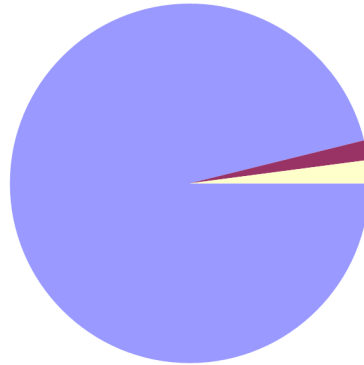
City of Casper, Wyoming

Water Distribution Fund Summary of Revenues and Expenditures

For Fiscal Year 2023 as of July 31, 2022
8.33 % OF THE FISCAL YEAR HAS ELAPSED

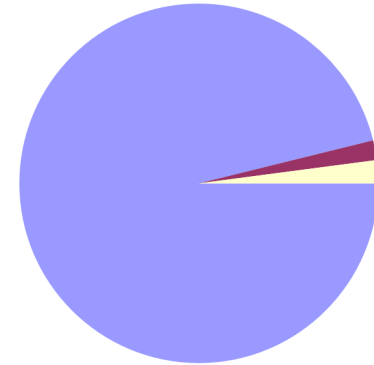
Year To Date Revenues
\$2,086,013

Goods and Svcs Rev-\$2,079,581
Misc Revenue-(\$38,380)
Utility Revenue-\$44,812
Other Sources-\$0



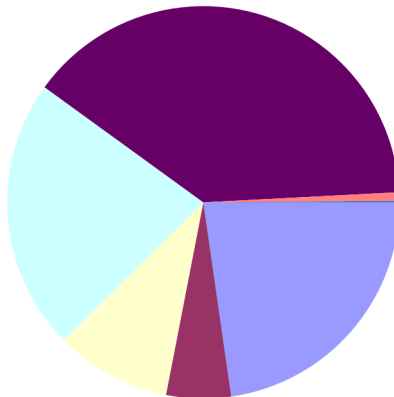
Month To Date Revenues
\$2,086,013

Goods and Svcs Rev-\$2,079,581
Misc Revenue-(\$38,380)
Utility Revenue-\$44,812
Other Sources-\$0



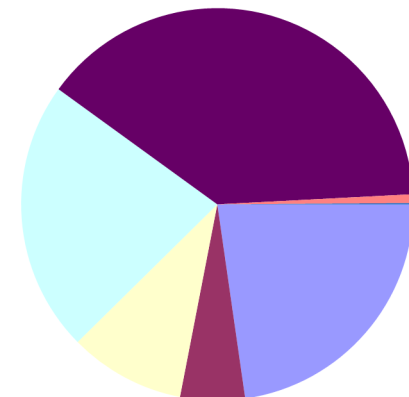
Year To Date Expenditures
\$829,393

Personnel Services-\$188,497
Materials & Supplies-\$44,155
Contractual Services-\$79,331
Capital Outlay-\$185,524
Debt Service-\$325,034
Other Costs-\$6,075
Utility Expense-\$778



Month To Date Expenditures
\$829,393

Personnel Services-\$188,497
Materials & Supplies-\$44,155
Contractual Services-\$79,331
Capital Outlay-\$185,524
Debt Service-\$325,034
Other Costs-\$6,075
Utility Expense-\$778



City of Casper, Wyoming
Water Treatment Plant Ops Fund Statement of Revenues and Expenditures
For Fiscal Year 2023 as of July 31, 2022
8.33 % OF THE FISCAL YEAR HAS ELAPSED

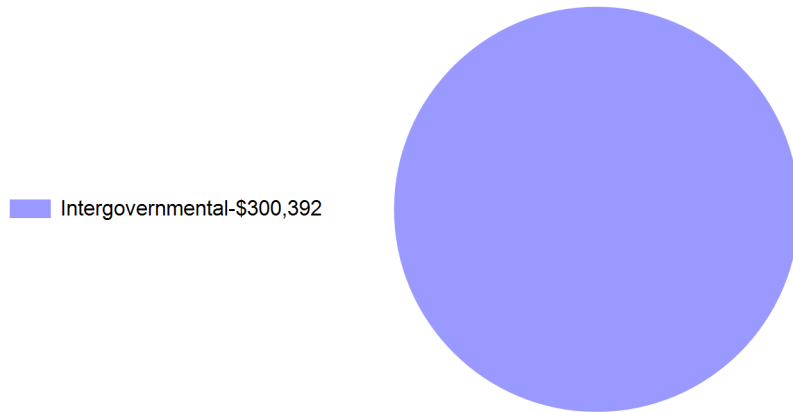
	Revised Budget	Current Year To Date	Current Year % of Budget
Revenues:			
Intergovernmental	\$ 3,830,789	\$ 300,392	7.84%
Total Revenues	\$ 3,830,789	\$ 300,392	7.84%
	Revised Budget	Current Year To Date	Current Year % of Budget
Expenditures:			
Personnel Services	\$ 1,162,883	\$ 81,083	6.97%
Materials & Supplies	2,174,000	212,198	9.76%
Contractual Services	387,575	30,751	7.93%
Other Costs	43,731	3,095	7.08%
Utility Expense	62,600	90	0.14%
Total Expenditures	\$ 3,830,789	\$ 327,217	8.54%
Net Revenue (Shortfall)	\$ -	\$ (26,826)	-0.70%

Water Treatment Plant Ops Fund Summary of Cash and Investments

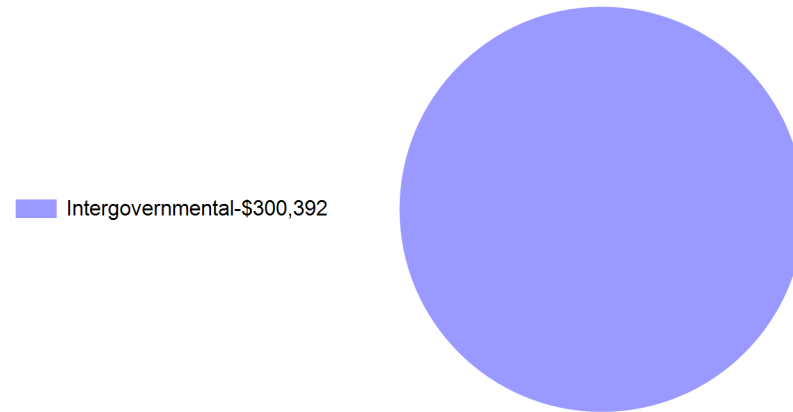
Cash	\$ (85,490)
Investments	-
	<u>\$ (85,490)</u>

City of Casper, Wyoming
Water Treatment Plant Ops Fund Summary of Revenues and Expenditures
For Fiscal Year 2023 as of July 31, 2022
8.33 % OF THE FISCAL YEAR HAS ELAPSED

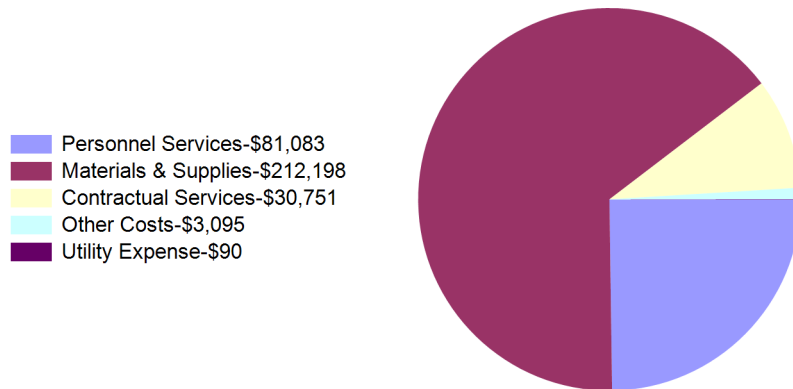
Year To Date Revenues
\$300,392



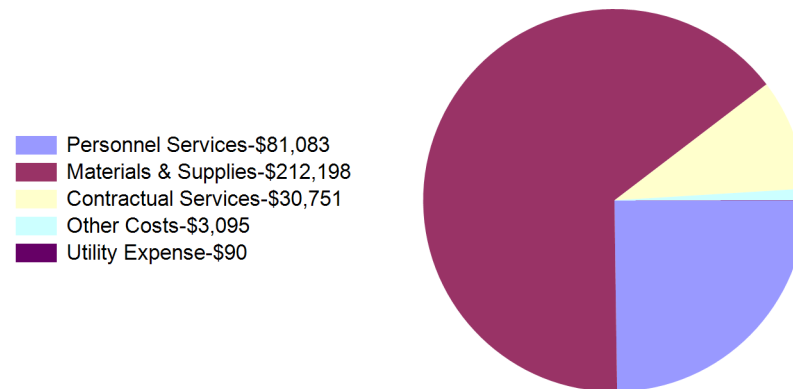
Month To Date Revenues
\$300,392



Year To Date Expenditures
\$327,217



Month To Date Expenditures
\$327,217



City of Casper, Wyoming
Sewer Fund Statement of Revenues and Expenditures
For Fiscal Year 2023 as of July 31, 2022
8.33 % OF THE FISCAL YEAR HAS ELAPSED

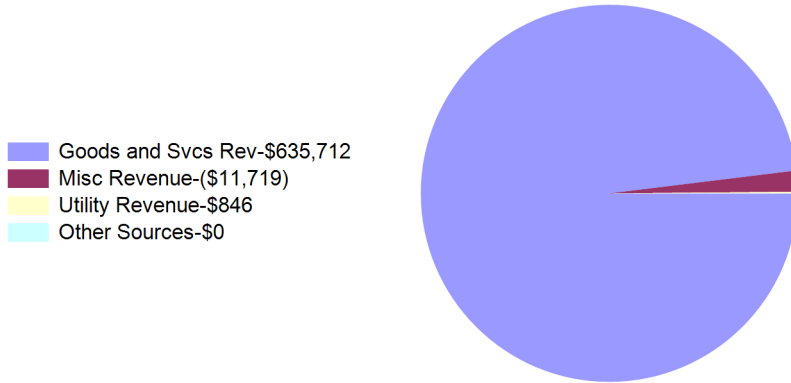
	Revised Budget	Current Year To Date	Current Year % of Budget
Revenues:			
Goods and Svcs Rev	\$ 6,338,034	\$ 635,712	10.03%
Misc Revenue	64,842	(11,719)	-18.07%
Utility Revenue	40,000	846	2.12%
Other Sources	500,000	-	0.00%
Total Revenues	\$ 6,942,876	\$ 624,838	9.00%
	Revised Budget	Current Year To Date	Current Year % of Budget
Expenditures:			
Personnel Services	\$ 951,820	\$ 67,805	7.12%
Materials & Supplies	100,400	3,188	3.18%
Contractual Services	405,657	31,537	7.77%
Capital Outlay	1,150,000	-	0.00%
Other Costs	69,206	4,126	5.96%
Utility Expense	5,367,501	416,349	7.76%
Total Expenditures	\$ 8,044,584	\$ 523,006	6.50%
Net Revenue (Shortfall)	\$ (1,101,708)	\$ 101,832	2.50%

Sewer Fund Summary of Cash and Investments

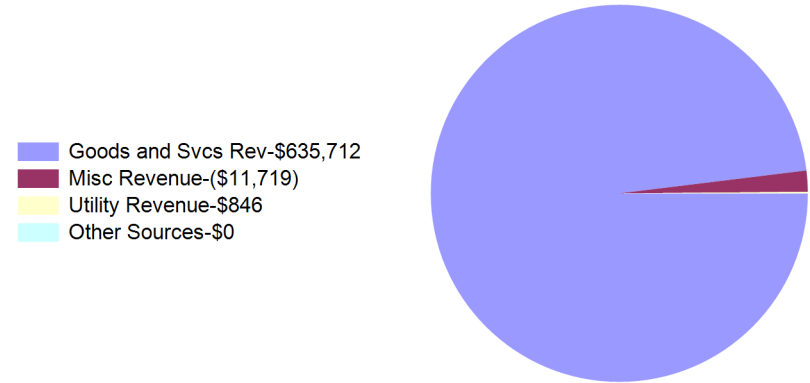
Cash	\$ 525,339
Investments	6,372,302
	<u>\$ 6,897,641</u>

City of Casper, Wyoming
Sewer Fund Summary of Revenues and Expenditures
For Fiscal Year 2023 as of July 31, 2022
8.33 % OF THE FISCAL YEAR HAS ELAPSED

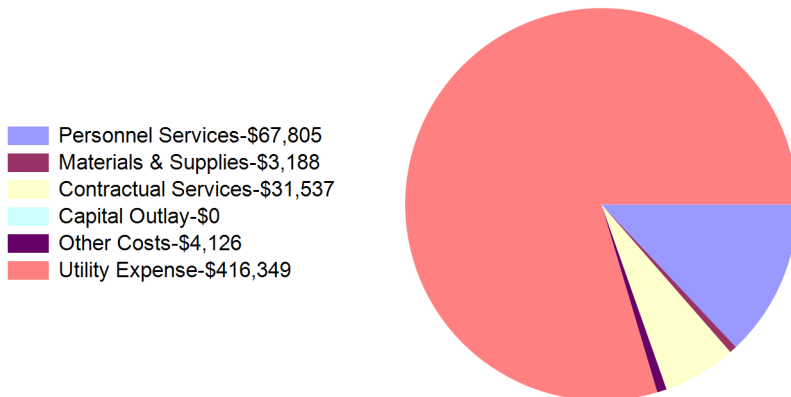
Year To Date Revenues
\$624,838



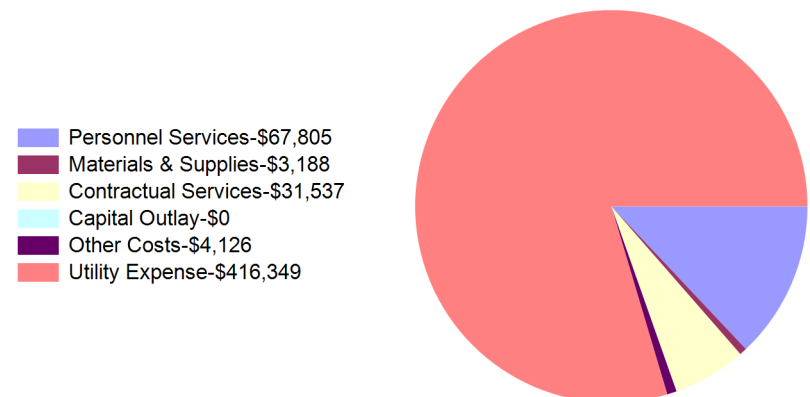
Month To Date Revenues
\$624,838



Year To Date Expenditures
\$523,006



Month To Date Expenditures
\$523,006



City of Casper, Wyoming
Wastewater Treatment Plant Fund Statement of Revenues and Expenditures

For Fiscal Year 2023 as of July 31, 2022
8.33 % OF THE FISCAL YEAR HAS ELAPSED

	Revised Budget	Current Year To Date	Current Year % of Budget
Revenues:			
Intergovernmental	\$ 6,277,805	\$ 504,932	8.04%
Misc Revenue	85,836	(24,380)	-28.40%
Utility Revenue	630,000	37,606	5.97%
Total Revenues	\$ 6,993,641	\$ 518,158	7.41%
	Revised Budget	Current Year To Date	Current Year % of Budget
Expenditures:			
Personnel Services	\$ 1,688,237	\$ 115,914	6.87%
Materials & Supplies	1,128,500	45,867	4.06%
Contractual Services	718,369	46,102	6.42%
Capital Outlay	2,702,000	20,918	0.77%
Debt Service	1,060,898	3,434	0.32%
Other Costs	62,802	4,567	7.27%
Utility Expense	78,000	1,234	1.58%
Total Expenditures	\$ 7,438,806	\$ 238,036	3.20%
Net Revenue (Shortfall)	\$ (445,165)	\$ 280,122	4.21%

Wastewater Treatment Plant Fund Summary of Cash and Investments

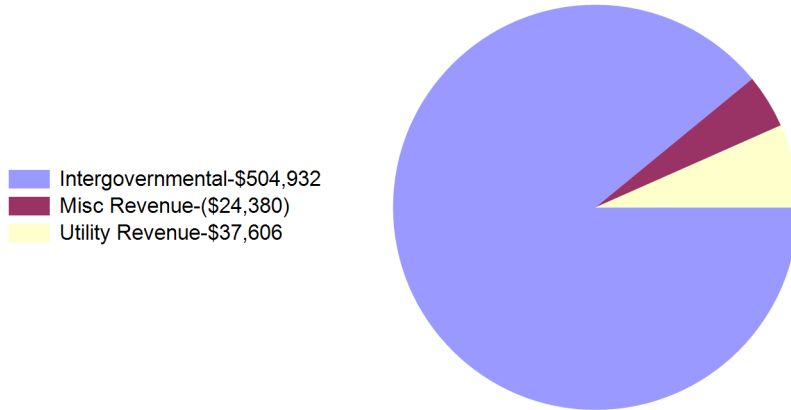
Cash	\$ 360,046
Investments	11,761,310
	<u>\$ 12,121,355</u>

City of Casper, Wyoming

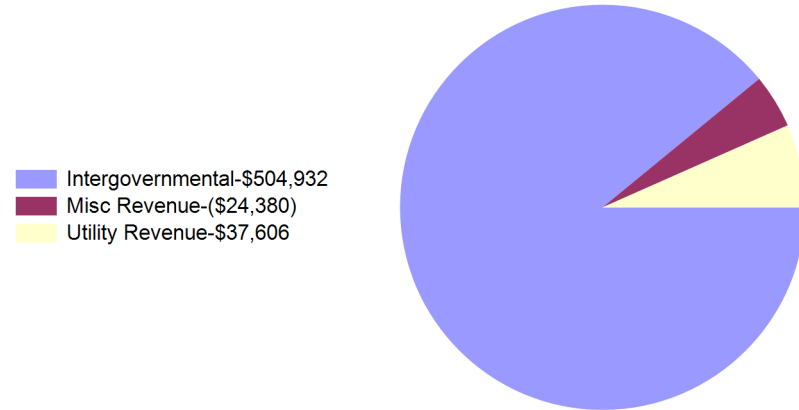
Wastewater Treatment Plant Fund Summary of Revenues and Expenditures

For Fiscal Year 2023 as of July 31, 2022
8.33 % OF THE FISCAL YEAR HAS ELAPSED

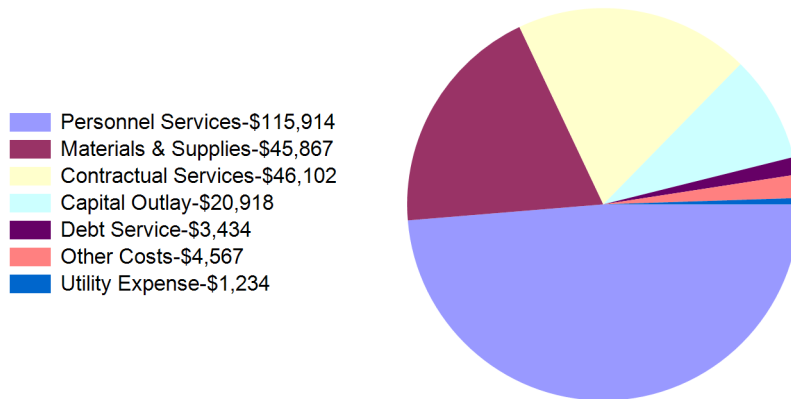
Year To Date Revenues
\$518,158



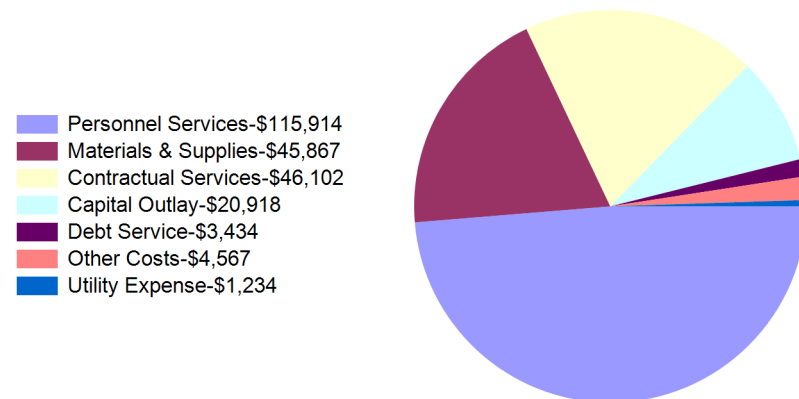
Month To Date Revenues
\$518,158



Year To Date Expenditures
\$238,036



Month To Date Expenditures
\$238,036



City of Casper, Wyoming
Refuse Collection Fund Statement of Revenues and Expenditures
For Fiscal Year 2023 as of July 31, 2022
8.33 % OF THE FISCAL YEAR HAS ELAPSED

	Revised Budget	Current Year To Date	Current Year % of Budget
	<u> </u>	<u> </u>	<u> </u>
Revenues:			
Misc Revenue	\$ 19,482	\$ (5,754)	-29.53%
Utility Revenue	10,036,600	828,982	8.26%
Total Revenues	\$ 10,056,082	\$ 823,228	8.19%
	<u> </u>	<u> </u>	<u> </u>
	Revised Budget	Current Year To Date	Current Year % of Budget
	<u> </u>	<u> </u>	<u> </u>
Expenditures:			
Personnel Services	\$ 2,587,250	\$ 203,240	7.86%
Materials & Supplies	506,048	41,668	8.23%
Contractual Services	4,155,406	225,967	5.44%
Capital Outlay	2,321,200	15,932	0.69%
Transfers Out	25,000	-	0.00%
Other Costs	122,193	8,362	6.84%
Utility Expense	3,000	207	6.90%
Total Expenditures	\$ 9,720,097	\$ 495,376	5.10%
	<u> </u>	<u> </u>	<u> </u>
Net Revenue (Shortfall)	\$ 335,985	\$ 327,852	3.09%

Refuse Collection Fund Summary of Cash and Investments

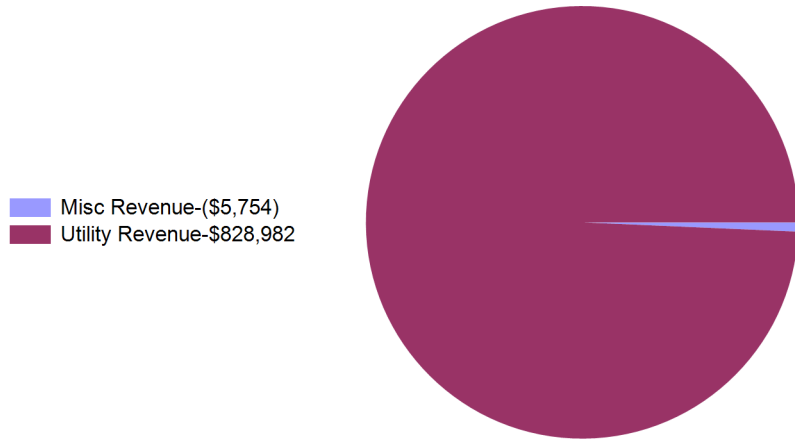
Cash	\$ 640,171
Investments	3,157,656
	<u> </u>
	\$ 3,797,827

City of Casper, Wyoming

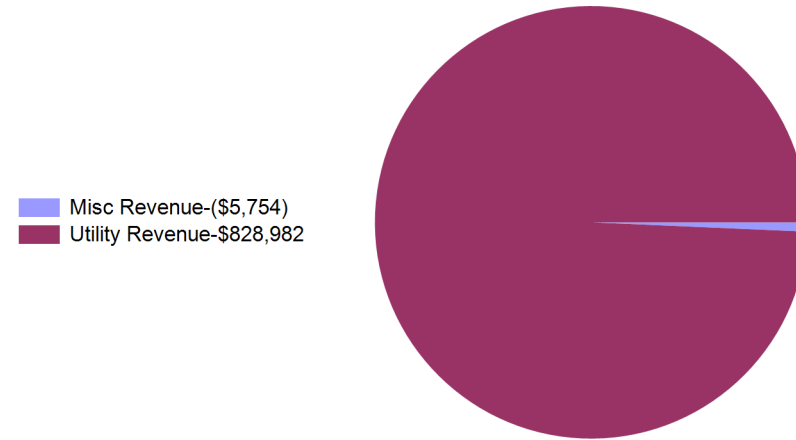
Refuse Collection Fund Summary of Revenues and Expenditures

For Fiscal Year 2023 as of July 31, 2022
8.33 % OF THE FISCAL YEAR HAS ELAPSED

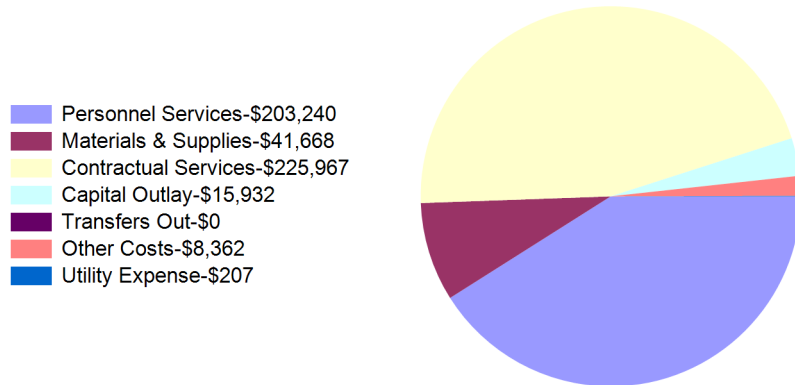
Year To Date Revenues
\$823,228



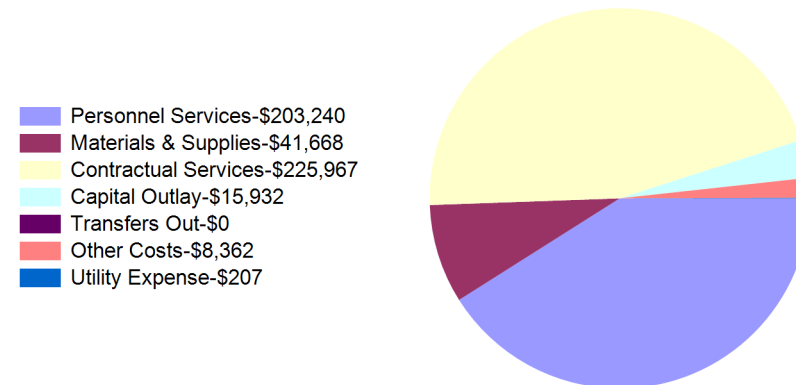
Month To Date Revenues
\$823,228



Year To Date Expenditures
\$495,376



Month To Date Expenditures
\$495,376



City of Casper, Wyoming
Balefill Fund Statement of Revenues and Expenditures
For Fiscal Year 2023 as of July 31, 2022
8.33 % OF THE FISCAL YEAR HAS ELAPSED

	Revised Budget	Current Year To Date	Current Year % of Budget
Revenues:			
Intergovernmental	\$ 148,170	\$ -	0.00%
Goods and Svcs Rev	225,600	28,126	12.47%
Misc Revenue	127,216	(26,952)	-21.19%
Utility Revenue	7,848,700	498,512	6.35%
Total Revenues	\$ 8,349,686	\$ 499,685	5.98%

	Revised Budget	Current Year To Date	Current Year % of Budget
Expenditures:			
Personnel Services	\$ 2,372,009	\$ 174,962	7.38%
Materials & Supplies	1,196,434	21,159	1.77%
Contractual Services	2,029,896	93,179	4.59%
Capital Outlay	1,880,520	15,976	0.85%
Debt Service	482,347	342,174	70.94%
Transfers Out	30,000	2,500	8.33%
Other Costs	147,999	14,078	9.51%
Utility Expense	22,550	3,773	16.73%
Total Expenditures	\$ 8,161,755	\$ 667,802	8.18%
Net Revenue (Shortfall)	\$ 187,931	\$ (168,116)	-2.20%

Balefill Fund Summary of Cash and Investments


Cash	\$ 506,404
Investments	12,449,275
	\$ 12,955,679

City of Casper, Wyoming


Balefill Fund Summary of Revenues and Expenditures

For Fiscal Year 2023 as of July 31, 2022
8.33 % OF THE FISCAL YEAR HAS ELAPSED

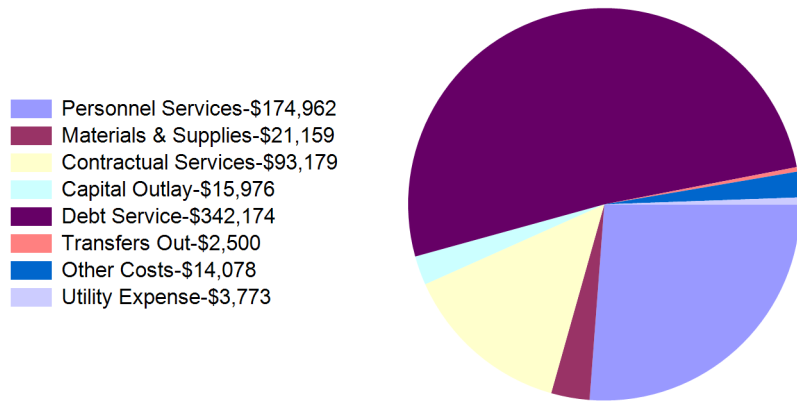
Year To Date Revenues
\$499,685



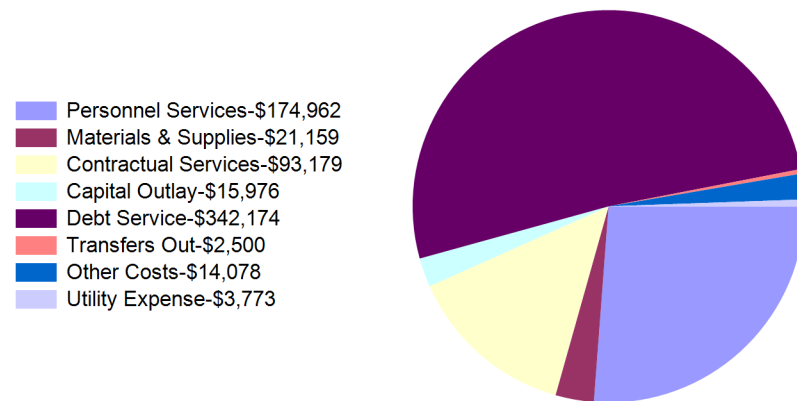
Month To Date Revenues
\$499,685



Year To Date Expenditures
\$667,802



Month To Date Expenditures
\$667,802



City of Casper, Wyoming

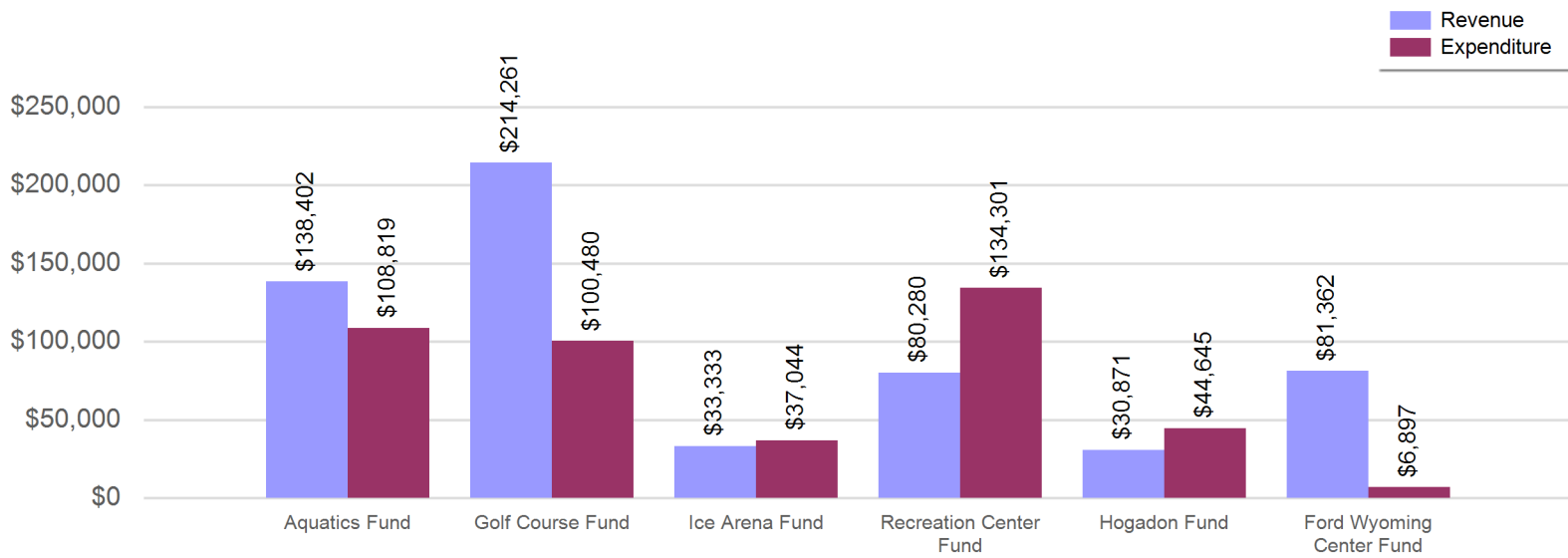
Parks & Recreation Enterprise Funds Consolidated Balance Sheet

For Fiscal Year 2023 as of July 31, 2022
8.33 % OF THE FISCAL YEAR HAS ELAPSED

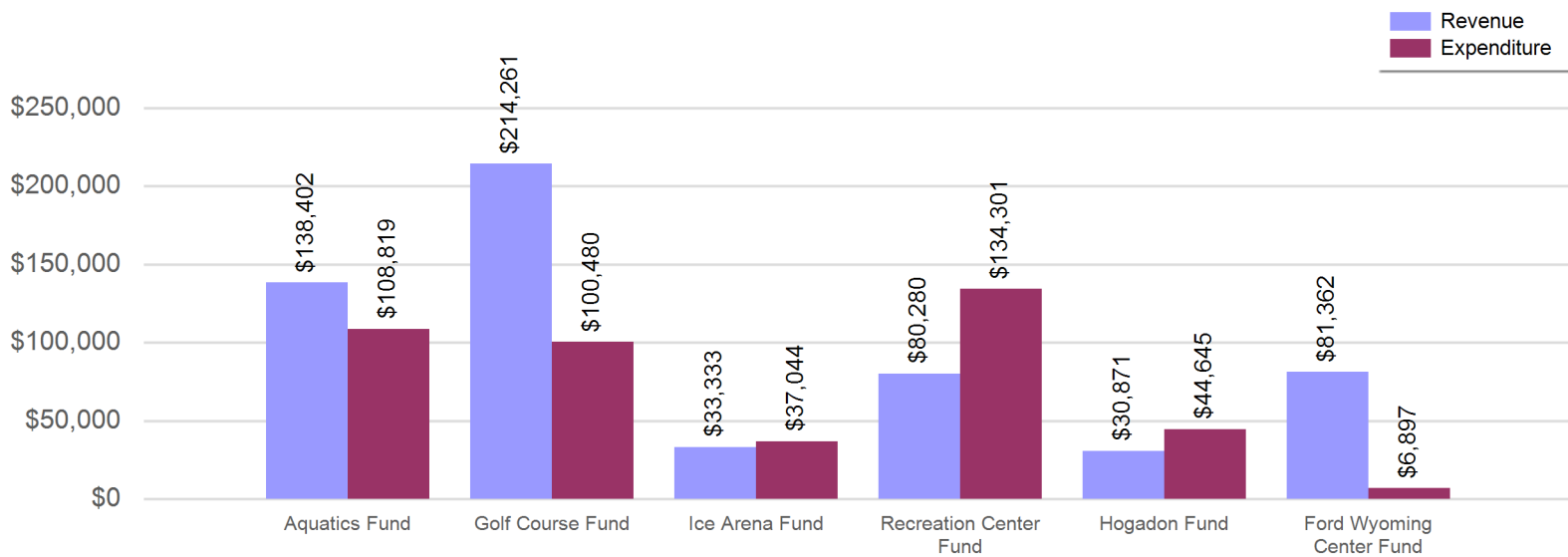
	Aquatics Fund	Golf Course Fund	Ice Arena Fund	Recreation Center Fund	Hogadon Fund	Ford Wyoming Center Fund
ASSETS						
Current Assets						
Cash	\$ 66,656	\$ 672,326	\$ (64,199)	\$ (327,694)	\$ 178,711	\$ (11,828)
Investments						285,649
Inventory		27,213			13,764	
Interest Receivable						-
Accounts Receivable	-	2,811	8,661	3,081	43,313	3,850
Total Current Assets	<u>66,656</u>	<u>702,349</u>	<u>(55,538)</u>	<u>(324,613)</u>	<u>235,788</u>	<u>277,671</u>
Capital Assets						
Land, Buildings & Improvements	12,821,623	7,154,571	2,664,402	7,333,709	10,372,812	34,054,865
Equipment	39,801	1,040,939	273,940	254,349	2,264,724	1,147,954
Accumulated Depreciation	(3,209,250)	(5,087,200)	(1,715,041)	(4,663,281)	(3,589,703)	(21,605,477)
Total Capital Assets	<u>9,652,174</u>	<u>3,108,311</u>	<u>1,223,301</u>	<u>2,924,776</u>	<u>9,047,833</u>	<u>13,597,342</u>
Total Assets	<u>\$ 9,718,831</u>	<u>\$ 3,810,660</u>	<u>\$ 1,167,763</u>	<u>\$ 2,600,163</u>	<u>\$ 9,283,621</u>	<u>\$ 13,875,013</u>
DEFERRED OUTFLOWS OF RESOURCES						
Total Deferred Outflows Of Resources	<u>\$ 129,354</u>	<u>\$ 215,068</u>	<u>\$ 149,487</u>	<u>\$ 662,517</u>	<u>\$ 309,724</u>	<u>\$</u>
LIABILITIES						
Current Liabilities						
Accounts Payable	\$ 46,141	\$ 36,931	\$ 9,508	\$ 34,854	\$ 14,476	\$ 699,312
Accrued Wages and Benefits Payable	31,985	25,635	11,560	54,793	16,077	
Deferred Revenue		-				
Unearned Revenue						(535,300)
Total Current Liabilities	<u>78,126</u>	<u>62,566</u>	<u>21,067</u>	<u>89,648</u>	<u>30,553</u>	<u>164,012</u>
Non-Current Liabilities						
Accrued Comp ABS	12,675	4,358	3,471	25,773	18,637	
Net Pension Liability	200,362	348,892	165,524	455,229	256,796	
Net OPEB Liability	89,527	127,616	116,488	610,494	283,265	
Total Non-Current Liabilities	<u>302,564</u>	<u>480,866</u>	<u>285,483</u>	<u>1,091,496</u>	<u>558,698</u>	
Total Liabilities	<u>\$ 380,690</u>	<u>\$ 543,431</u>	<u>\$ 306,550</u>	<u>\$ 1,181,144</u>	<u>\$ 589,251</u>	<u>\$ 164,012</u>
DEFERRED INFLOWS OF RESOURCES						
Total Deferred Inflows Of Resources	<u>\$ 66,517</u>	<u>\$ 86,806</u>	<u>\$ 86,831</u>	<u>\$ 251,563</u>	<u>\$ 139,911</u>	<u>\$</u>
NET POSITION						
Net Investment in Capital Assets	\$ 9,652,174	\$ 3,108,311	\$ 1,223,301	\$ 2,924,776	\$ 9,047,833	\$ 13,597,342
Unrestricted	(251,196)	287,180	(299,433)	(1,094,802)	(183,650)	113,659
Total Net Position	<u>\$ 9,400,979</u>	<u>\$ 3,395,491</u>	<u>\$ 923,868</u>	<u>\$ 1,829,974</u>	<u>\$ 8,864,184</u>	<u>\$ 13,711,002</u>

City of Casper, Wyoming
Parks & Recreation Enterprise Funds Revenue and Expenditure Comparison
For Fiscal Year 2023 as of July 31, 2022
8.33 % OF THE FISCAL YEAR HAS ELAPSED

Parks & Recreation Enterprise Funds YTD Revenue and Expenditure Comparison



Parks & Recreation Enterprise Funds MTD Revenue and Expenditure Comparison



City of Casper, Wyoming
Aquatics Fund Statement of Revenues and Expenditures
For Fiscal Year 2023 as of July 31, 2022
8.33 % OF THE FISCAL YEAR HAS ELAPSED

	Revised Budget	Current Year To Date	Current Year % of Budget
Revenues:			
Goods and Svcs Rev	\$ 573,562	\$ 80,376	14.01%
Misc Revenue	62,200	8,975	14.43%
Other Sources	588,614	49,051	8.33%
Total Revenues	\$ 1,224,376	\$ 138,402	11.30%

	Revised Budget	Current Year To Date	Current Year % of Budget
Expenditures:			
Personnel Services	\$ 711,067	\$ 70,762	9.95%
Materials & Supplies	251,899	12,512	4.97%
Contractual Services	170,030	15,223	8.95%
Other Costs	60,714	5,452	8.98%
Utility Expense	30,666	4,870	15.88%
Total Expenditures	\$ 1,224,376	\$ 108,819	8.89%
Net Revenue (Shortfall)	\$ -	\$ 29,583	2.42%

Cost Recovery 82.11 %

Aquatics Fund Summary of Cash and Investments

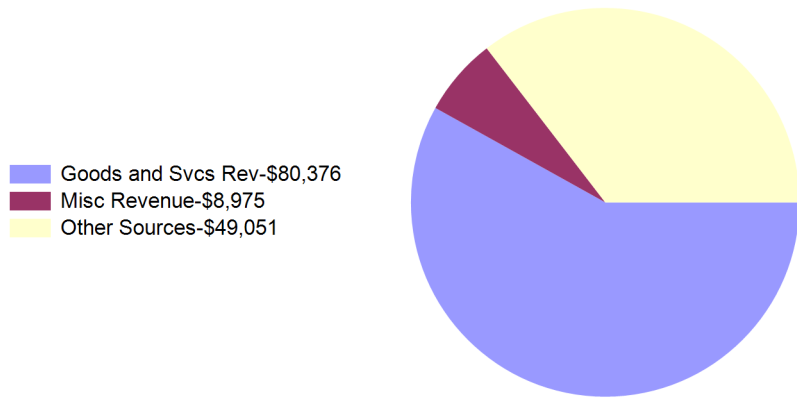
Cash	\$ 66,656
Investments	-
	<u>\$ 66,656</u>

City of Casper, Wyoming

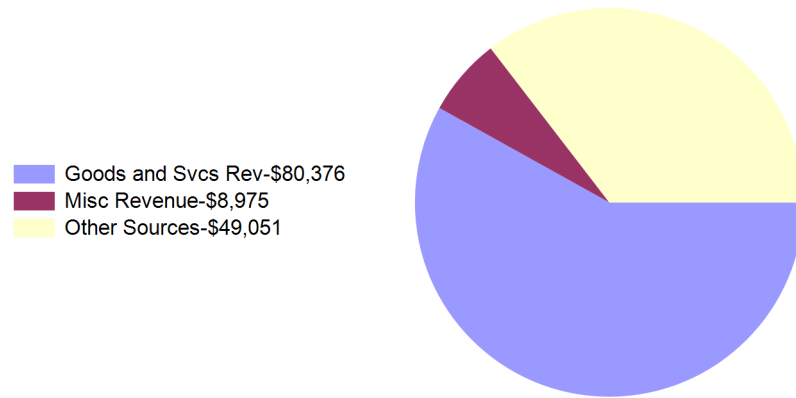
Aquatics Fund Summary of Revenues and Expenditures

For Fiscal Year 2023 as of July 31, 2022
8.33 % OF THE FISCAL YEAR HAS ELAPSED

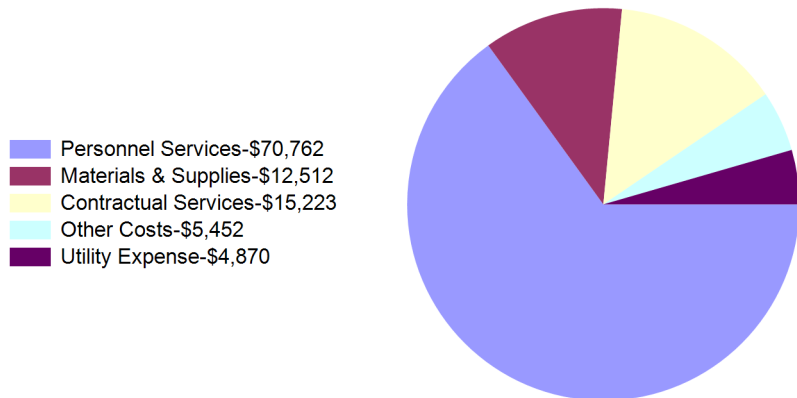
Year To Date Revenues
\$138,402



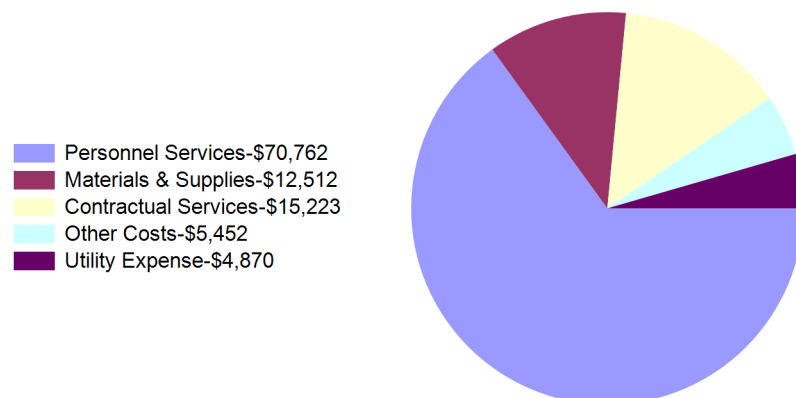
Month To Date Revenues
\$138,402



Year To Date Expenditures
\$108,819



Month To Date Expenditures
\$108,819



City of Casper, Wyoming
Golf Fund Statement of Revenues and Expenditures

For Fiscal Year 2023 as of July 31, 2022
8.33 % OF THE FISCAL YEAR HAS ELAPSED

	Revised Budget	Current Year To Date	Current Year % of Budget
Revenues:			
Goods and Svcs Rev	\$ 689,000	\$ 140,428	20.38%
Misc Revenue	269,000	73,832	27.45%
Total Revenues	\$ 958,000	\$ 214,261	22.37%

	Revised Budget	Current Year To Date	Current Year % of Budget
Expenditures:			
Personnel Services	\$ 527,391	\$ 57,971	10.99%
Materials & Supplies	152,408	16,484	10.82%
Contractual Services	238,989	22,602	9.46%
Capital Outlay	26,000	-	0.00%
Transfers Out	88,000	-	0.00%
Other Costs	25,319	1,788	7.06%
Utility Expense	12,800	1,636	12.78%
Total Expenditures	\$ 1,070,907	\$ 100,480	9.38%
Net Revenue (Shortfall)	\$ (112,907)	\$ 113,781	12.98%

Golf Fund Summary of Cash and Investments

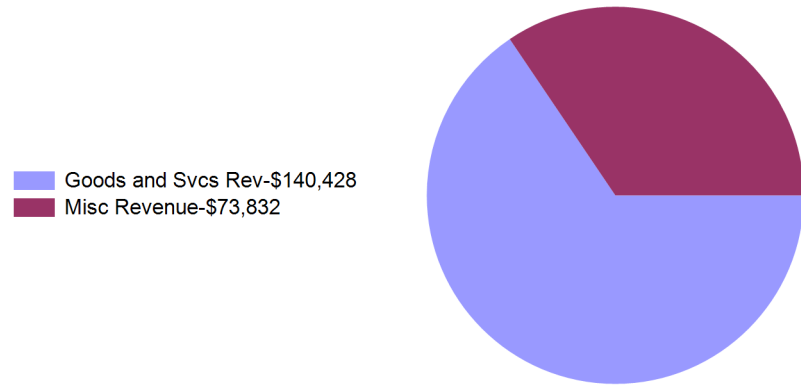
Cash	\$ 672,326
Investments	-
	<u>\$ 672,326</u>

City of Casper, Wyoming

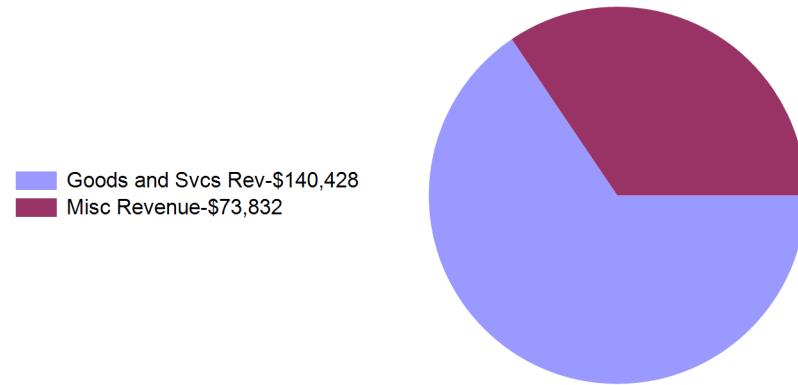
Golf Fund Summary of Revenues and Expenditures

For Fiscal Year 2023 as of July 31, 2022
8.33 % OF THE FISCAL YEAR HAS ELAPSED

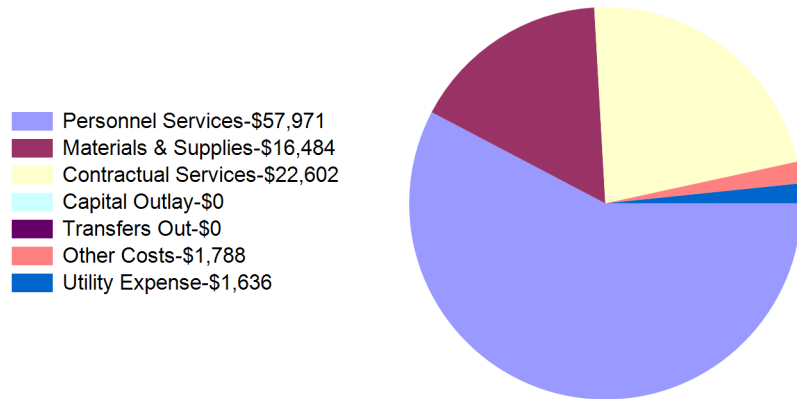
Year To Date Revenues
\$214,261



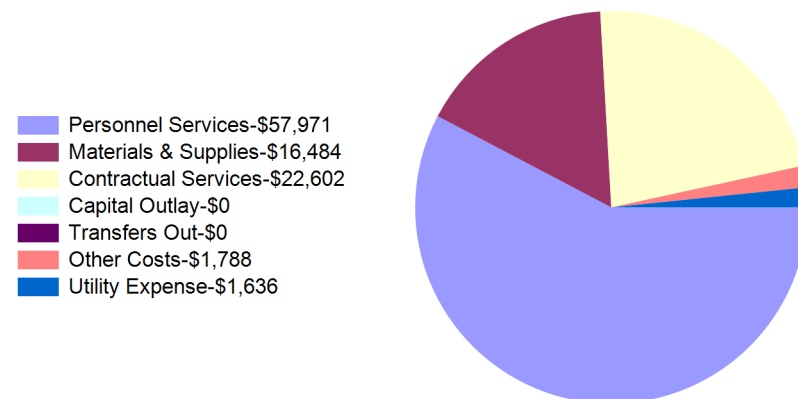
Month To Date Revenues
\$214,261



Year To Date Expenditures
\$100,480



Month To Date Expenditures
\$100,480



City of Casper, Wyoming
Ice Arena Fund Statement of Revenues and Expenditures
For Fiscal Year 2023 as of July 31, 2022
8.33 % OF THE FISCAL YEAR HAS ELAPSED

	<u>Revised Budget</u>	<u>Current Year To Date</u>	<u>Current Year % of Budget</u>
Revenues:			
Goods and Svcs Rev	\$ 328,325	\$ 8,119	2.47%
Misc Revenue	28,000	5,286	18.88%
Other Sources	239,128	19,927	8.33%
Total Revenues	\$ 595,453	\$ 33,333	5.60%
	<u>Revised Budget</u>	<u>Current Year To Date</u>	<u>Current Year % of Budget</u>
Expenditures:			
Personnel Services	\$ 315,271	\$ 24,502	7.77%
Materials & Supplies	137,981	3,392	2.46%
Contractual Services	93,977	5,858	6.23%
Other Costs	31,624	2,094	6.62%
Utility Expense	16,600	1,197	7.21%
Total Expenditures	\$ 595,453	\$ 37,044	6.22%
Net Revenue (Shortfall)	\$ -	\$ (3,711)	-0.62%
Cost Recovery	36.19 %		

Ice Arena Fund Summary of Cash and Investments

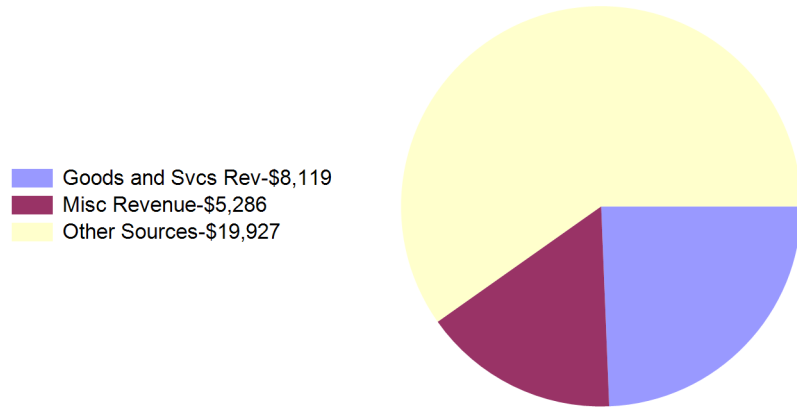
Cash	\$ (64,199)
Investments	-
	<u>\$ (64,199)</u>

City of Casper, Wyoming

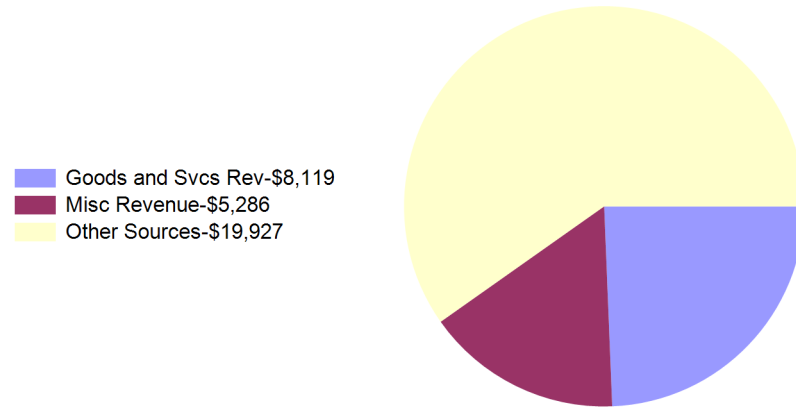
Ice Arena Fund Summary of Revenues and Expenditures

For Fiscal Year 2023 as of July 31, 2022
8.33 % OF THE FISCAL YEAR HAS ELAPSED

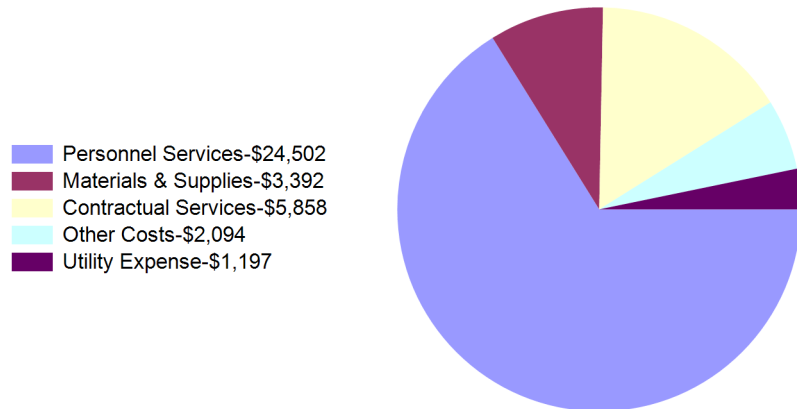
Year To Date Revenues
\$33,333



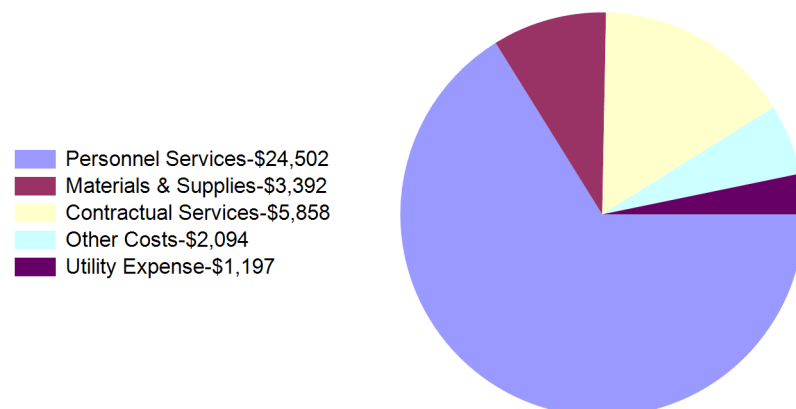
Month To Date Revenues
\$33,333



Year To Date Expenditures
\$37,044



Month To Date Expenditures
\$37,044



City of Casper, Wyoming
Recreation Center Statement of Revenues and Expenditures
For Fiscal Year 2023 as of July 31, 2022
8.33 % OF THE FISCAL YEAR HAS ELAPSED

	Revised Budget	Current Year To Date	Current Year % of Budget
Revenues:			
Goods and Svcs Rev	\$ 397,200	\$ 16,105	4.05%
Misc Revenue	55,500	456	0.82%
Other Sources	764,624	63,719	8.33%
Total Revenues	\$ 1,217,324	\$ 80,280	6.59%

	Revised Budget	Current Year To Date	Current Year % of Budget
Expenditures:			
Personnel Services	\$ 854,973	\$ 109,614	12.82%
Materials & Supplies	117,195	5,681	4.85%
Contractual Services	155,760	12,763	8.19%
Other Costs	65,696	4,977	7.58%
Utility Expense	23,700	1,265	5.34%
Total Expenditures	\$ 1,217,324	\$ 134,301	11.03%
Net Revenue (Shortfall)	\$ -	\$ (54,021)	-4.44%

Cost Recovery **12.33 %**

Recreation Center Fund Summary of Cash and Investments

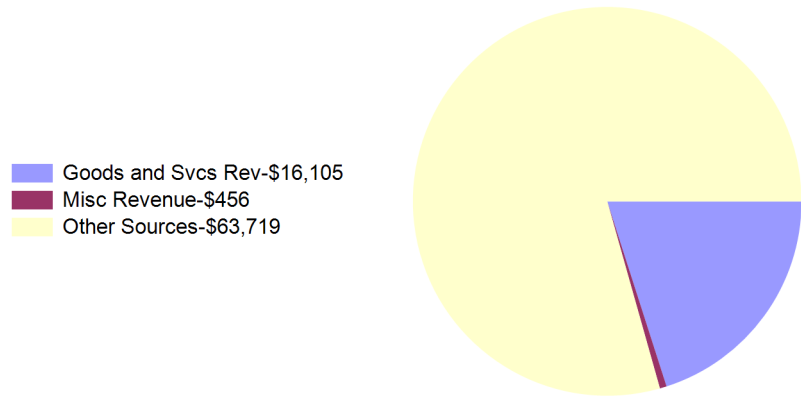
Cash	\$ (327,694)
Investments	-
	<u>\$ (327,694)</u>

City of Casper, Wyoming

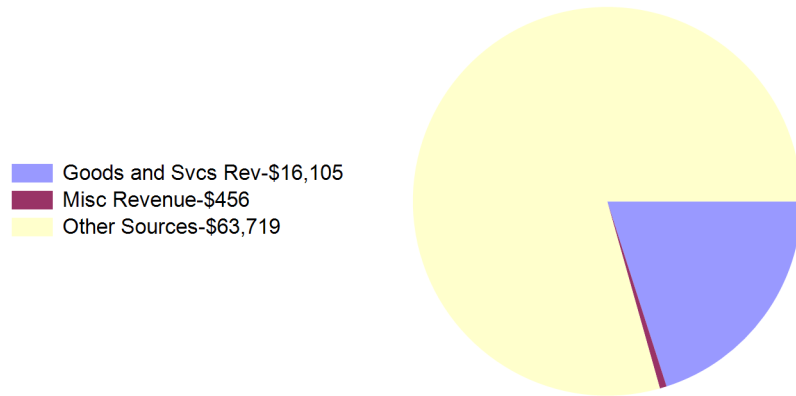
Recreation Center Fund Summary of Revenues and Expenditures

For Fiscal Year 2023 as of July 31, 2022
8.33 % OF THE FISCAL YEAR HAS ELAPSED

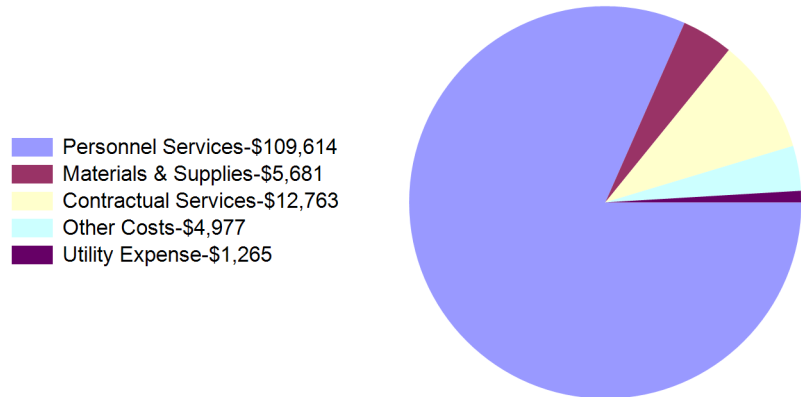
Year To Date Revenues
\$80,280



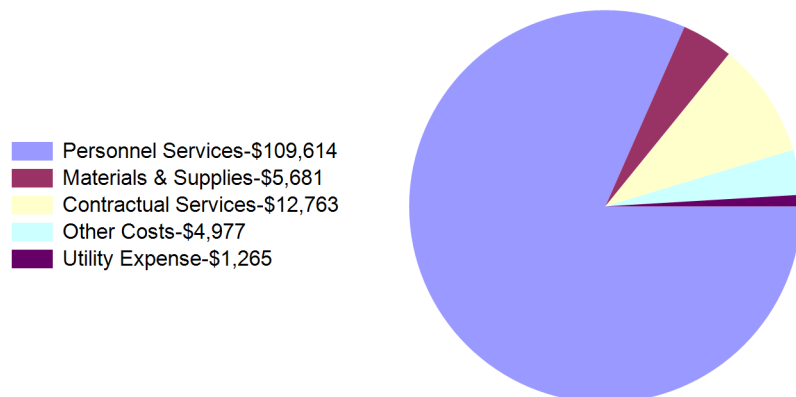
Month To Date Revenues
\$80,280



Year To Date Expenditures
\$134,301



Month To Date Expenditures
\$134,301



City of Casper, Wyoming
Hogadon Fund Statement of Revenues and Expenditures
For Fiscal Year 2023 as of July 31, 2022
8.33 % OF THE FISCAL YEAR HAS ELAPSED

Revenues:

	<u>Revised Budget</u>	<u>Current Year To Date</u>	<u>Current Year % of Budget</u>
Goods and Svcs Rev	\$ 609,500	\$ -	0.00%
Misc Revenue	39,000	250	0.64%
Other Sources	367,449	30,621	8.33%
Total Revenues	\$ 1,015,949	\$ 30,871	3.04%

Expenditures:

	<u>Revised Budget</u>	<u>Current Year To Date</u>	<u>Current Year % of Budget</u>
Personnel Services	\$ 521,326	\$ 32,629	6.26%
Materials & Supplies	231,428	3,114	1.35%
Contractual Services	187,831	4,206	2.24%
Other Costs	72,364	4,655	6.43%
Utility Expense	3,000	40	1.33%
Total Expenditures	\$ 1,015,949	\$ 44,645	4.39%

Net Revenue (Shortfall)	\$ -	\$ (13,774)	-1.36%
--------------------------------	-------------	--------------------	---------------

Cost Recovery **0.56 %**

Hogadon Fund Summary of Cash and Investments


Cash	\$ 178,711
Investments	-
	<u>\$ 178,711</u>

City of Casper, Wyoming


Hogadon Fund Summary of Revenues and Expenditures

For Fiscal Year 2023 as of July 31, 2022
8.33 % OF THE FISCAL YEAR HAS ELAPSED

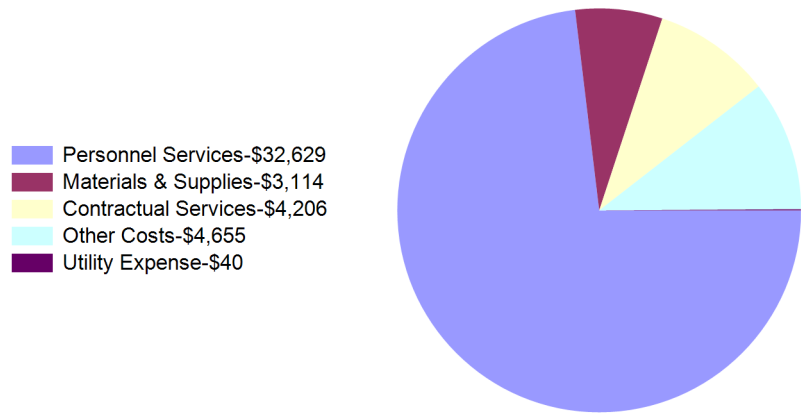
Year To Date Revenues
\$30,871



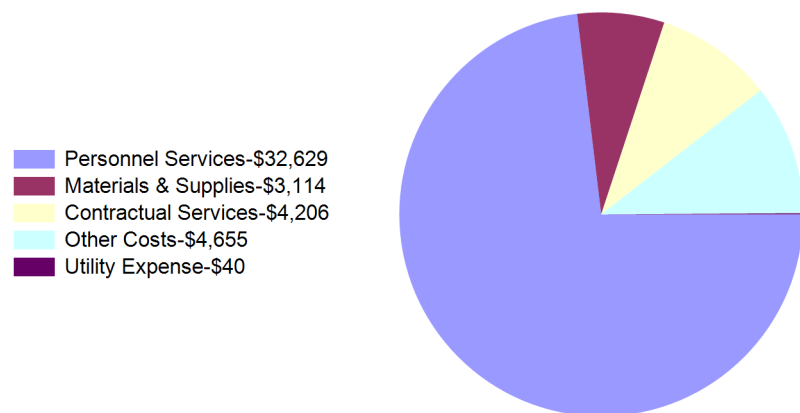
Month To Date Revenues
\$30,871



Year To Date Expenditures
\$44,645



Month To Date Expenditures
\$44,645



City of Casper, Wyoming
Ford Wyoming Center Statement of Revenues and Expenditures

For Fiscal Year 2023 as of July 31, 2022
8.33 % OF THE FISCAL YEAR HAS ELAPSED

	Revised Budget	Current Year To Date	Current Year % of Budget
Revenues:			
Misc Revenue	\$ 15,870	\$ -	0.00%
Other Sources	976,349	81,362	8.33%
Total Revenues	\$ 992,219	\$ 81,362	8.20%

	Revised Budget	Current Year To Date	Current Year % of Budget
Expenditures:			
Materials & Supplies	\$ 9,456	\$ -	0.00%
Contractual Services	900,000	-	0.00%
Other Costs	82,763	6,897	8.33%
Total Expenditures	\$ 992,219	\$ 6,897	0.70%
Net Revenue (Shortfall)	\$ -	\$ 74,465	7.50%

Ford Wyoming Center Summary of Cash and Investments

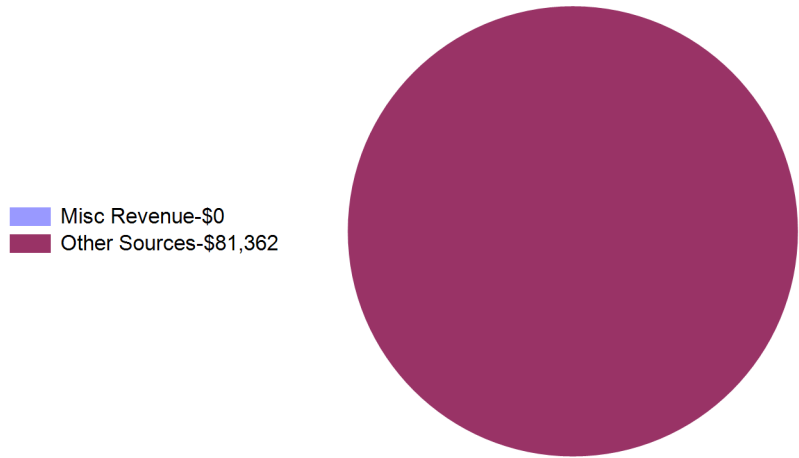
Cash	\$ (11,828)
Investments	285,649
	<u>\$ 273,821</u>

City of Casper, Wyoming

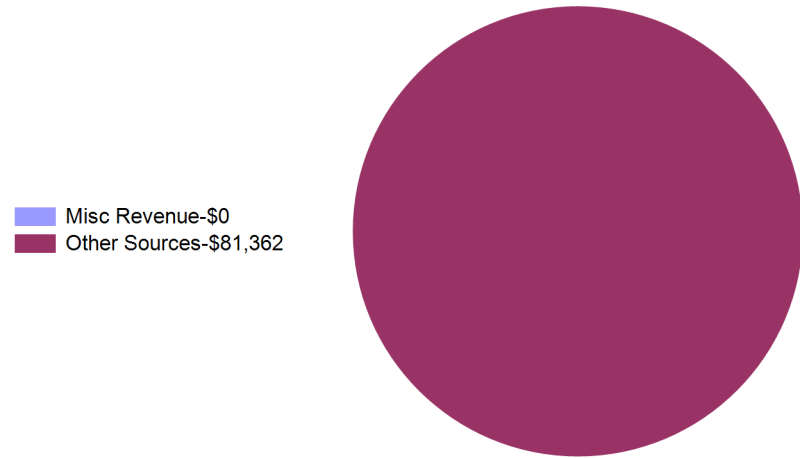
Ford Wyoming Center Summary of Revenues and Expenditures

For Fiscal Year 2023 as of July 31, 2022
8.33 % OF THE FISCAL YEAR HAS ELAPSED

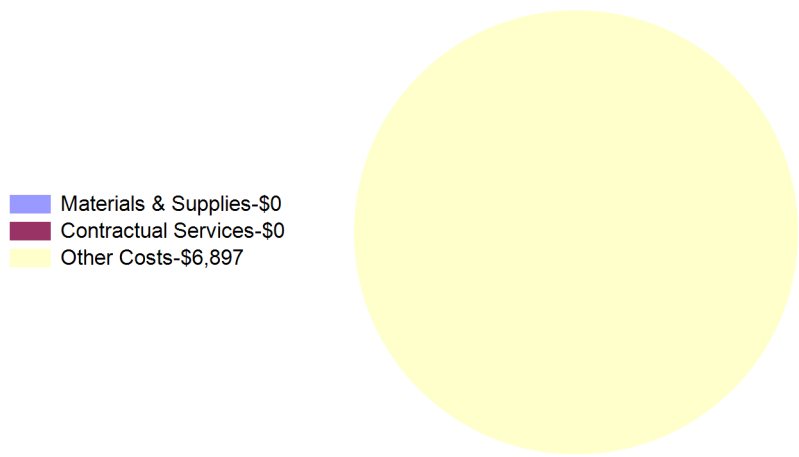
Year To Date Revenues
\$81,362



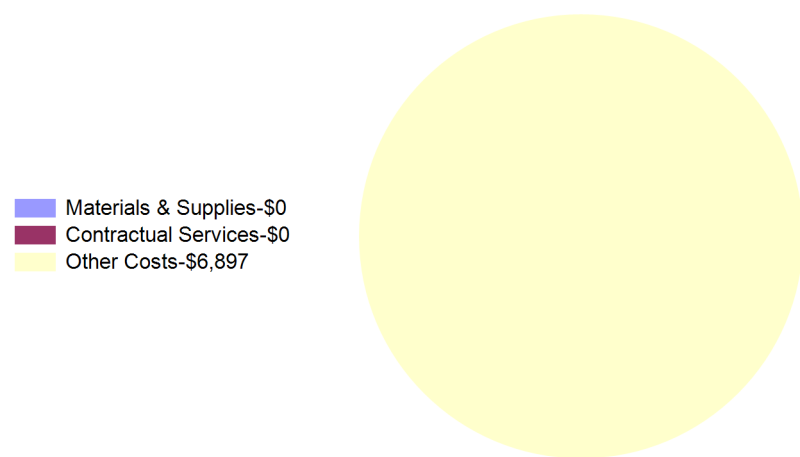
Month To Date Revenues
\$81,362



Year To Date Expenditures
\$6,897



Month To Date Expenditures
\$6,897

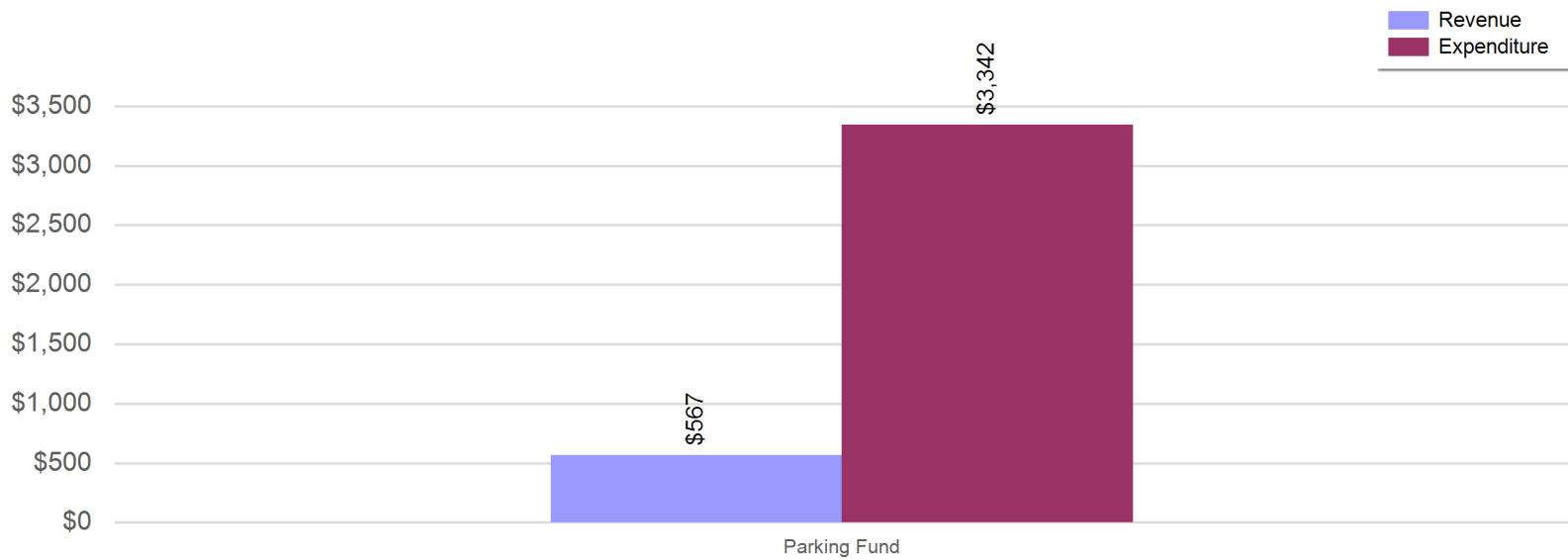


City of Casper, Wyoming
Other Enterprise Funds Balance Sheet
For Fiscal Year 2023 as of July 31, 2022
8.33 % OF THE FISCAL YEAR HAS ELAPSED

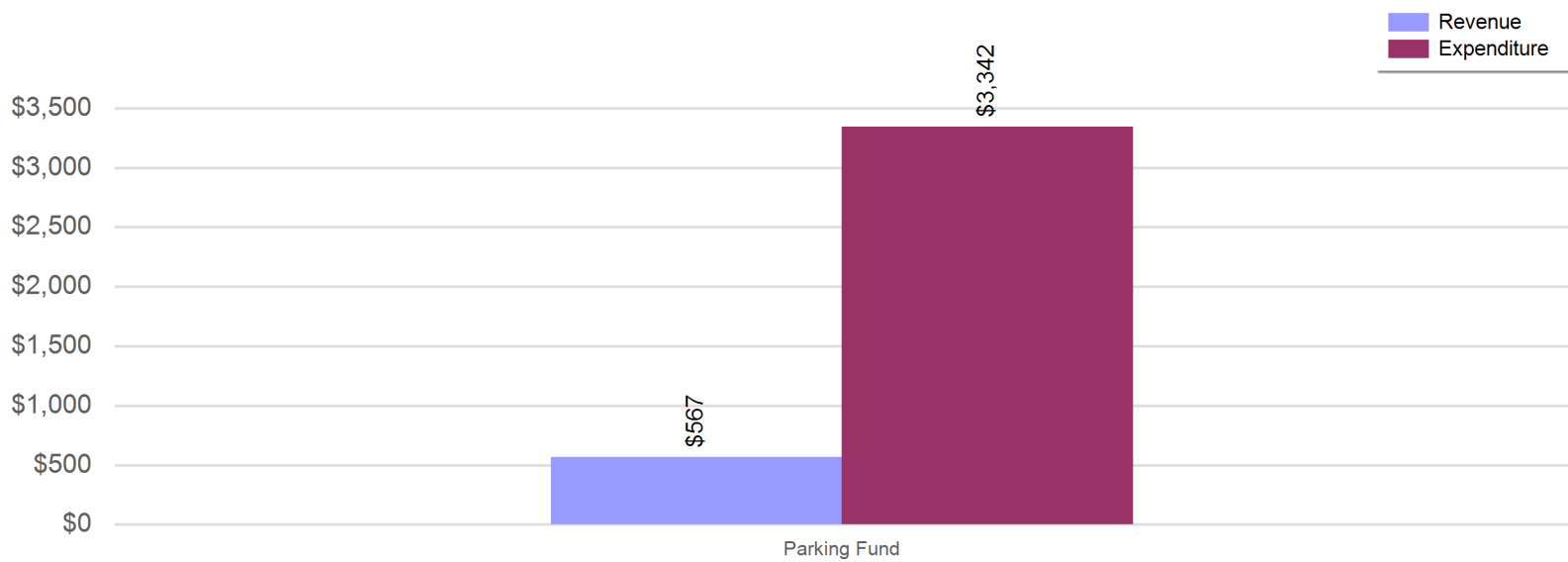
	<u>Parking Fund</u>
ASSETS	
Current Assets	
Cash	\$ 846
Investments	154,902
Market Adjustments	-
Interest Receivable	-
Accounts Receivable	358
Total Current Assets	<u>156,106</u>
Capital Assets	
Land, Buildings & Improvements	2,981,187
Equipment	55,379
Accumulated Depreciation	<u>(2,072,669)</u>
Total Capital Assets	<u>963,896</u>
Total Assets	<u>\$ 1,120,002</u>
LIABILITIES	
Current Liabilities	
Accounts Payable	\$ 250
Total Current Liabilities	<u>250</u>
Total Liabilities	<u>\$ 250</u>
NET POSITION	
Net Investment in Capital Assets	\$ 963,896
Unrestricted	155,856
Total Net Position	<u>\$ 1,119,752</u>

City of Casper, Wyoming
Other Enterprise Funds Revenue and Expenditure Comparison
For Fiscal Year 2023 as of July 31, 2022
8.33 % OF THE FISCAL YEAR HAS ELAPSED

Other Enterprise Funds YTD Revenue and Expenditure Comparison



Other Enterprise Funds MTD Revenue and Expenditure Comparison



City of Casper, Wyoming
Parking Lots Statement of Revenues and Expenditures

For Fiscal Year 2023 as of July 31, 2022
8.33 % OF THE FISCAL YEAR HAS ELAPSED

	Revised Budget	Current Year To Date	Current Year % of Budget
Revenues:			
Goods and Svcs Rev	\$ 1,500	\$ 100	6.67%
Misc Revenue	15,477	467	3.02%
Total Revenues	\$ 16,977	\$ 567	3.34%
	Revised Budget	Current Year To Date	Current Year % of Budget
Expenditures:			
Contractual Services	\$ 46,066	\$ 3,120	6.77%
Other Costs	2,663	222	8.33%
Total Expenditures	\$ 48,729	\$ 3,342	6.86%
Net Revenue (Shortfall)	\$ (31,752)	\$ (2,775)	-3.52%

Parking Lots Summary of Cash and Investments

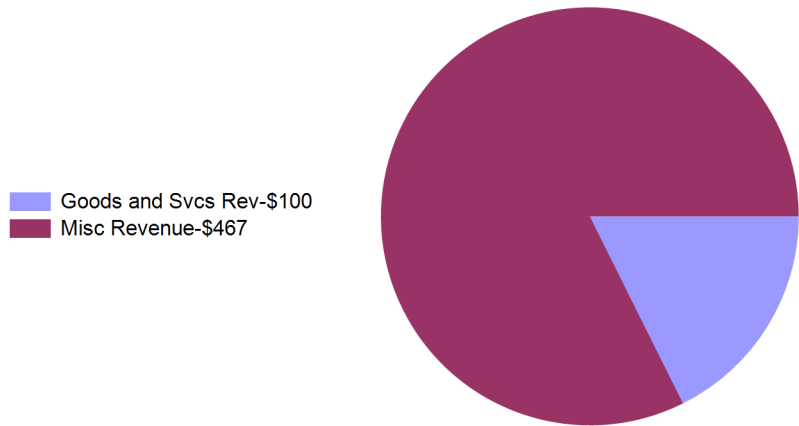
Cash	\$ 846
Investments	154,902
	<u>\$ 155,747</u>

City of Casper, Wyoming

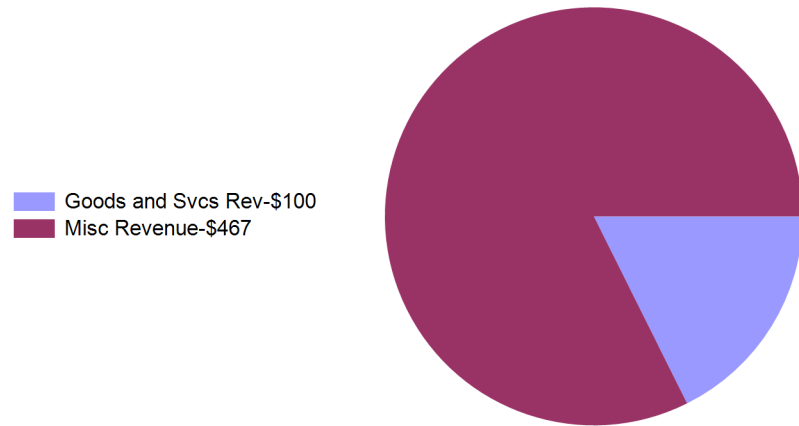
Parking Lots Summary of Revenues and Expenditures

For Fiscal Year 2023 as of July 31, 2022
8.33 % OF THE FISCAL YEAR HAS ELAPSED

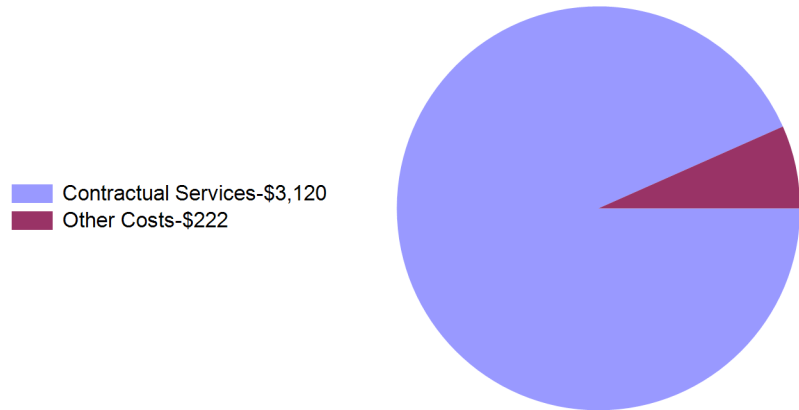
Year To Date Revenues
\$567



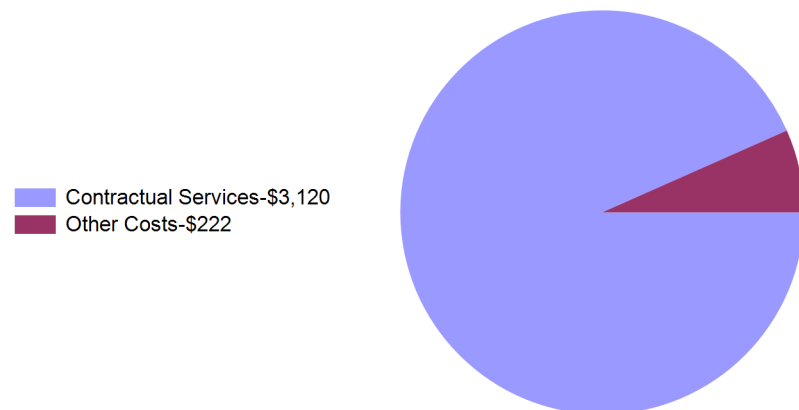
Month To Date Revenues
\$567



Year To Date Expenditures
\$3,342



Month To Date Expenditures
\$3,342



City of Casper, Wyoming

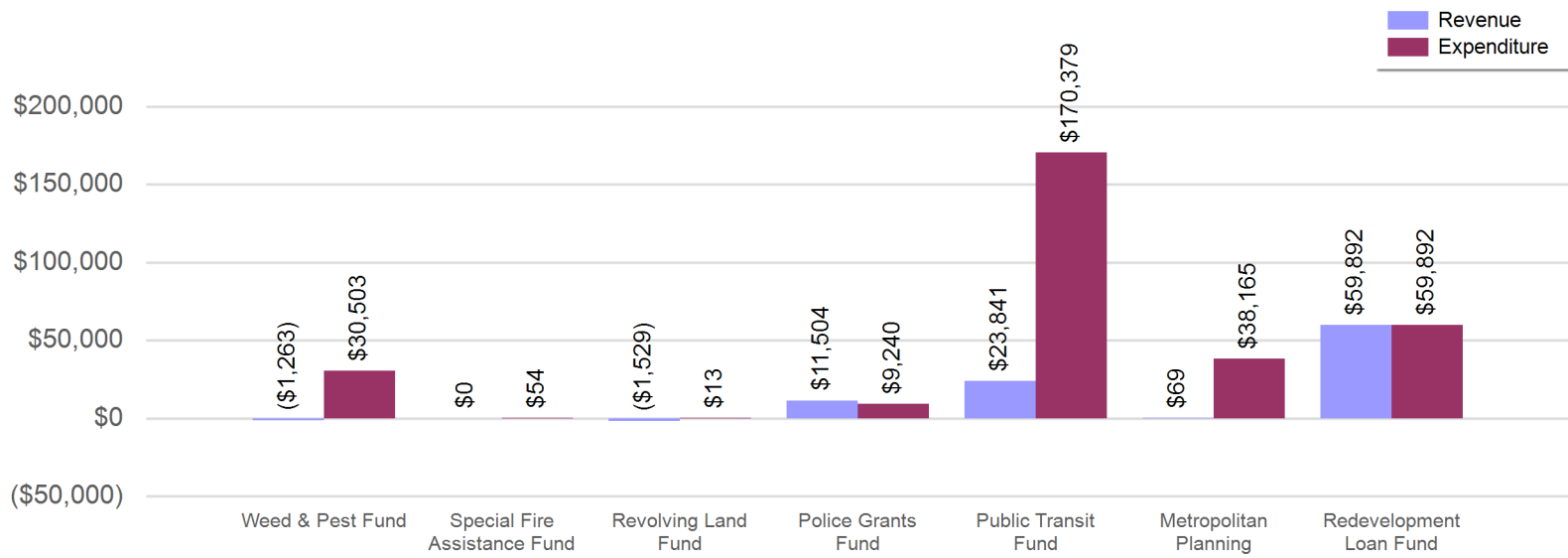
Special Revenue Funds Consolidated Balance Sheet

For Fiscal Year 2023 as of July 31, 2022
8.33 % OF THE FISCAL YEAR HAS ELAPSED

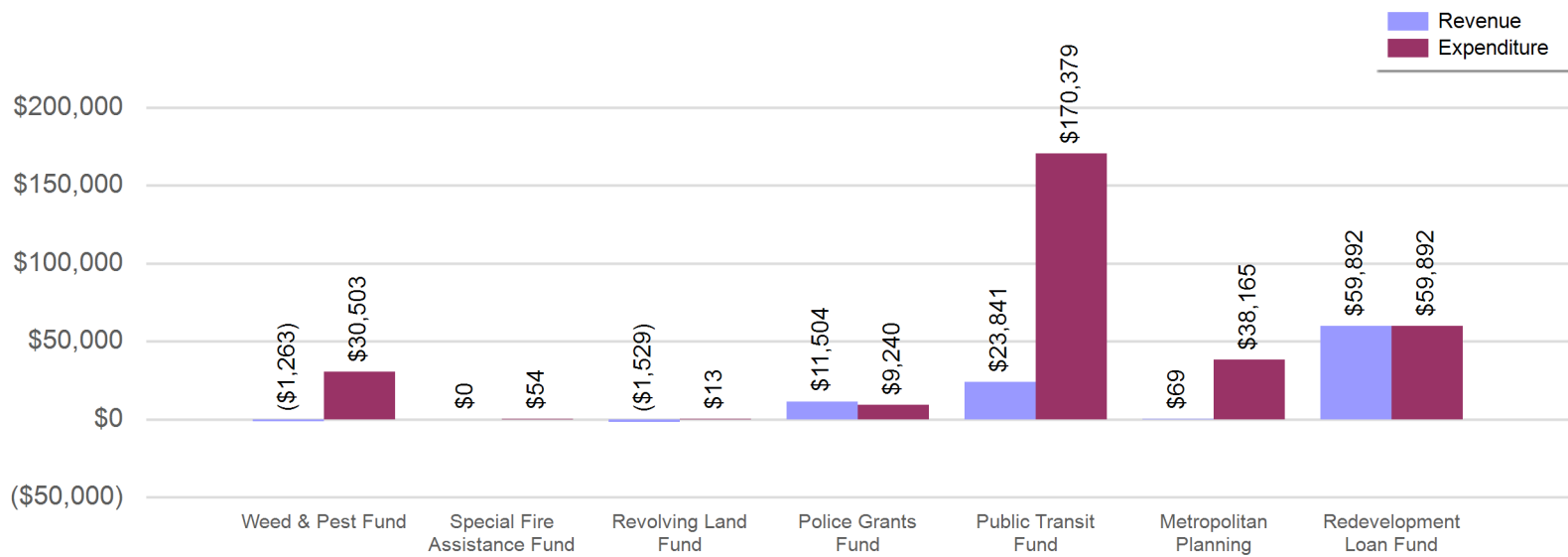
	Weed & Pest Fund	Special Fire Assistance Fund	Revolving Land Fund	Police Grants Fund	Public Transit Fund	Metropolitan Planning	Redevelopment Loan Fund
ASSETS							
Current Assets							
Cash	\$ 240,094	\$ 20,939	\$ 115,497	\$ (155,714)	\$ (1,141,845)	\$ 204,870	\$ 100,937
Investments	783,448		706,029				
Market Adjustments	-		-				
Interest Receivable	-		-				-
Grants Receivable		235		17,906	162,230	51,961	
Loans Receivable							214,000
Accounts Receivable	-	-	-	4,999	1,946	-	
Prepaid Expenses						-	
Total Current Assets	<u>1,023,541</u>	<u>21,174</u>	<u>821,526</u>	<u>(132,809)</u>	<u>(977,669)</u>	<u>256,831</u>	<u>314,937</u>
Total Assets	<u>\$ 1,023,541</u>	<u>\$ 21,174</u>	<u>\$ 821,526</u>	<u>\$ (132,809)</u>	<u>\$ (977,669)</u>	<u>\$ 256,831</u>	<u>\$ 314,937</u>
LIABILITIES							
Current Liabilities							
Accounts Payable	\$ 10,499	\$	\$ -	\$ 3,594	\$ 77,499	\$ 25,903	\$
Accrued Wages and Benefits Payable	15,995			3,364	63,234	12,907	
Deferred Revenue				-	4,008	-	
Total Current Liabilities	<u>26,494</u>		<u>-</u>	<u>6,958</u>	<u>144,741</u>	<u>38,810</u>	
Total Liabilities	<u>\$ 26,494</u>	<u>\$</u>	<u>\$ -</u>	<u>\$ 6,958</u>	<u>\$ 144,741</u>	<u>\$ 38,810</u>	<u>\$</u>
NET POSITION							
Unrestricted	\$ 997,047	\$ 21,174	\$ 821,526	\$ (139,767)	\$ (1,122,410)	\$ 218,021	\$ 314,937
Total Net Position	<u>\$ 997,047</u>	<u>\$ 21,174</u>	<u>\$ 821,526</u>	<u>\$ (139,767)</u>	<u>\$ (1,122,410)</u>	<u>\$ 218,021</u>	<u>\$ 314,937</u>

City of Casper, Wyoming
Special Revenue Funds Funds Revenue and Expenditure Comparison
For Fiscal Year 2023 as of July 31, 2022
8.33 % OF THE FISCAL YEAR HAS ELAPSED

Special Revenue Funds YTD Revenue and Expenditure Comparison



Special Revenue Funds MTD Revenue and Expenditure Comparison



City of Casper, Wyoming
Weed & Pest Fund Statement of Revenues and Expenditures
For Fiscal Year 2023 as of July 31, 2022
8.33 % OF THE FISCAL YEAR HAS ELAPSED

	Revised Budget	Current Year To Date	Current Year % of Budget
Revenues:			
Local Taxes	\$ 800,000	\$ -	0.00%
Misc Revenue	2,897	(1,263)	-43.60%
Total Revenues	\$ 802,897	\$ (1,263)	-0.16%

	Revised Budget	Current Year To Date	Current Year % of Budget
Expenditures:			
Personnel Services	\$ 303,560	\$ 22,988	7.57%
Materials & Supplies	87,616	4,995	5.70%
Contractual Services	112,886	1,284	1.14%
Capital Outlay	207,000	-	0.00%
Other Costs	14,253	849	5.96%
Utility Expense	300	386	128.69%
Total Expenditures	\$ 725,615	\$ 30,503	4.20%

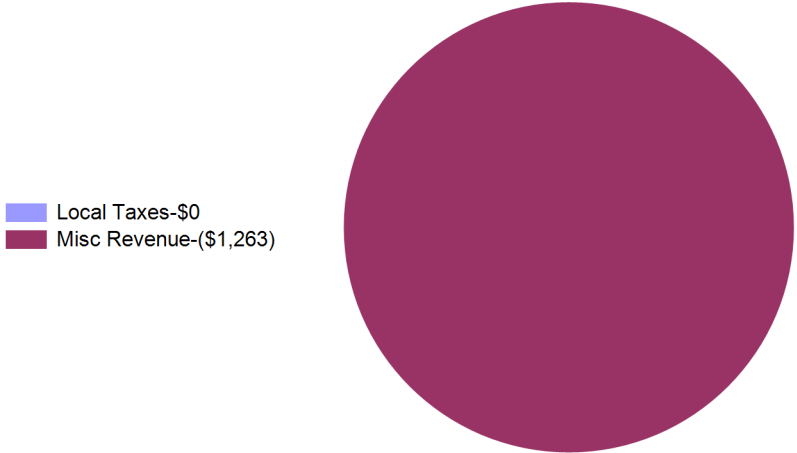
Net Revenue (Shortfall)	\$ 77,282	\$ (31,766)	-4.36%
--------------------------------	------------------	--------------------	---------------

Weed & Pest Fund Summary of Cash and Investments

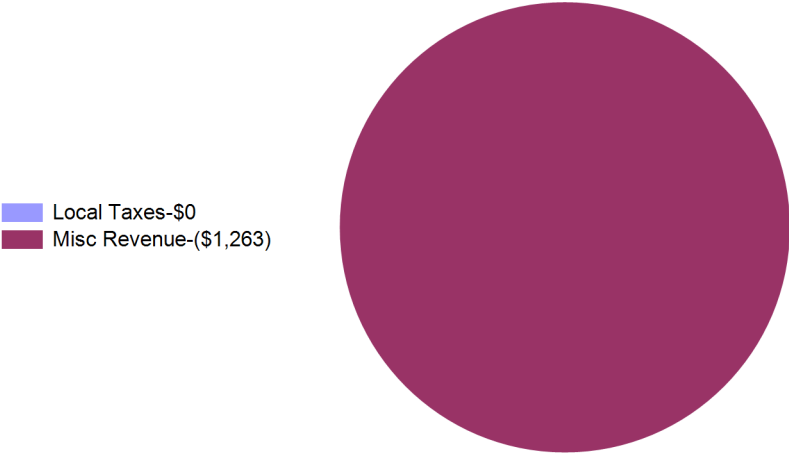
Cash	\$ 240,094
Investments	783,448
	<u>\$ 1,023,541</u>

City of Casper, Wyoming
Weed & Pest Fund Summary of Revenues and Expenditures
For Fiscal Year 2023 as of July 31, 2022
8.33 % OF THE FISCAL YEAR HAS ELAPSED

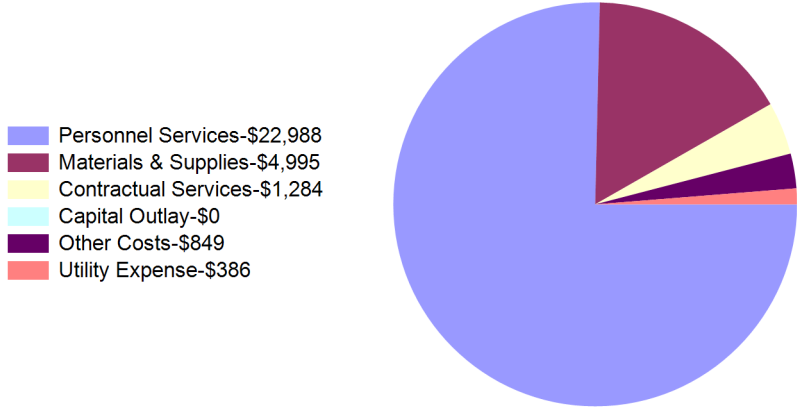
Year To Date Revenues
(\$1,263)



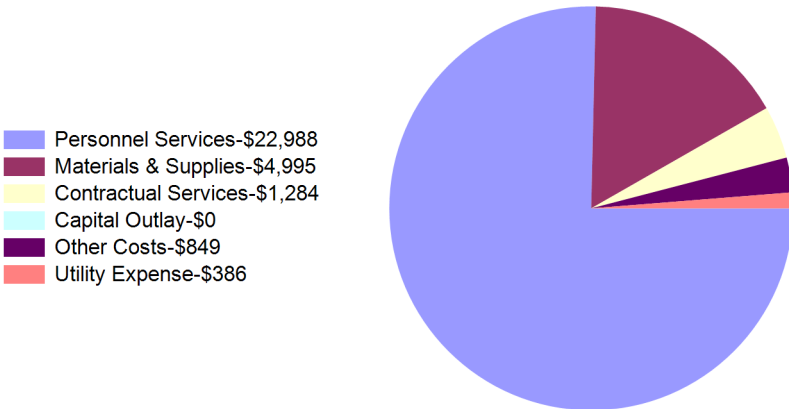
Month To Date Revenues
(\$1,263)



Year To Date Expenditures
\$30,503



Month To Date Expenditures
\$30,503



City of Casper, Wyoming
Special Fire Assistance Fund Statement of Revenues and Expenditures
For Fiscal Year 2023 as of July 31, 2022
8.33 % OF THE FISCAL YEAR HAS ELAPSED

	Revised Budget	Current Year To Date	Current Year % of Budget
Revenues:			
Intergovernmental	\$ 200,926	\$ -	0.00%
Misc Revenue	109,985	-	0.00%
Total Revenues	\$ 310,911	\$ -	0.00%
	Revised Budget	Current Year To Date	Current Year % of Budget
Expenditures:			
Personnel Services	\$ 59,985	\$ -	0.00%
Materials & Supplies	50,000	54	0.11%
Capital Outlay	200,926	-	0.00%
Total Expenditures	\$ 310,911	\$ 54	0.02%
Net Revenue (Shortfall)	\$ -	\$ (54)	-0.02%

Special Fire Assistance Fund Summary of Cash and Investments

Cash	\$ 20,939
Investments	-
	<u>\$ 20,939</u>

City of Casper, Wyoming
Special Fire Assistance Fund Summary of Revenues and Expenditures
For Fiscal Year 2023 as of July 31, 2022
8.33 % OF THE FISCAL YEAR HAS ELAPSED

Year To Date Revenues
\$0


- Intergovernmental-\$0
- Misc Revenue-\$0

Month To Date Revenues
\$0

- Intergovernmental-\$0
- Misc Revenue-\$0


Year To Date Expenditures
\$54

- Personnel Services-\$0
- Materials & Supplies-\$54
- Capital Outlay-\$0



Month To Date Expenditures
\$54

- Personnel Services-\$0
- Materials & Supplies-\$54
- Capital Outlay-\$0



City of Casper, Wyoming

Revolving Land Fund Statement of Revenues and Expenditures

For Fiscal Year 2023 as of July 31, 2022
8.33 % OF THE FISCAL YEAR HAS ELAPSED

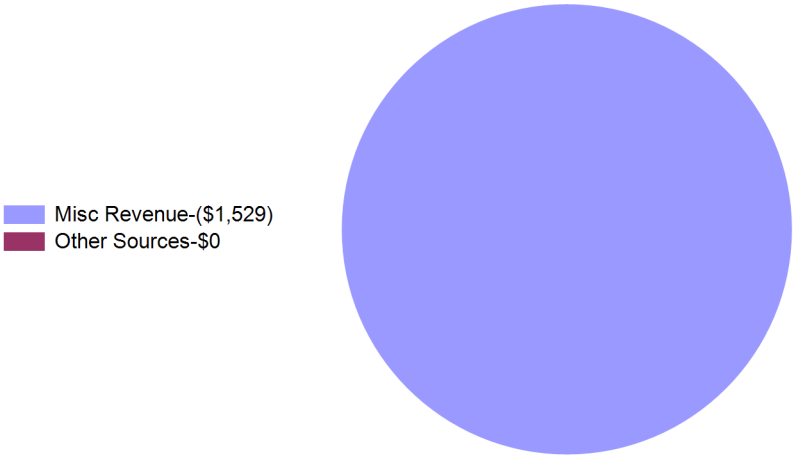
	Revised Budget	Current Year To Date	Current Year % of Budget
Revenues:			
Misc Revenue	\$ 5,849	\$ (1,529)	-26.13%
Other Sources	1,725,000	-	0.00%
Total Revenues	\$ 1,730,849	\$ (1,529)	-0.09%
	Revised Budget	Current Year To Date	Current Year % of Budget
Expenditures:			
Contractual Services	\$ 45,150	\$ 13	0.03%
Capital Outlay	645,000	-	0.00%
Total Expenditures	\$ 690,150	\$ 13	0.00%
Net Revenue (Shortfall)	\$ 1,040,699	\$ (1,542)	-0.09%

Revolving Land Fund Summary of Cash and Investments

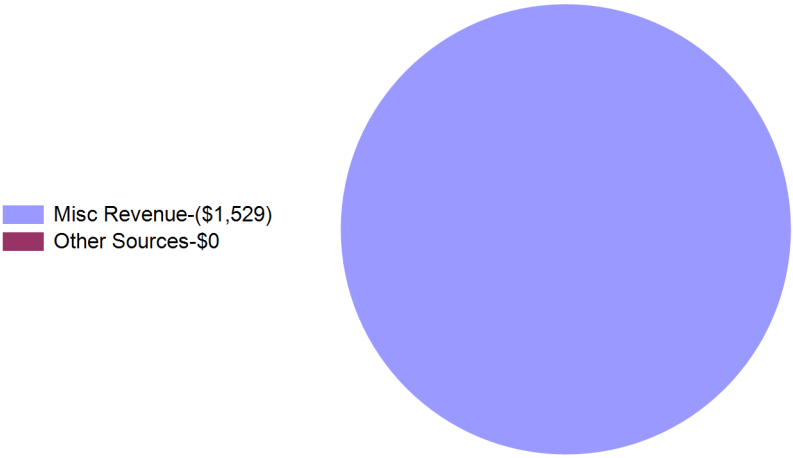
Cash	\$ 115,497
Investments	706,029
	<u>\$ 821,526</u>

City of Casper, Wyoming
Revolving Land Fund Summary of Revenues and Expenditures
For Fiscal Year 2023 as of July 31, 2022
8.33 % OF THE FISCAL YEAR HAS ELAPSED

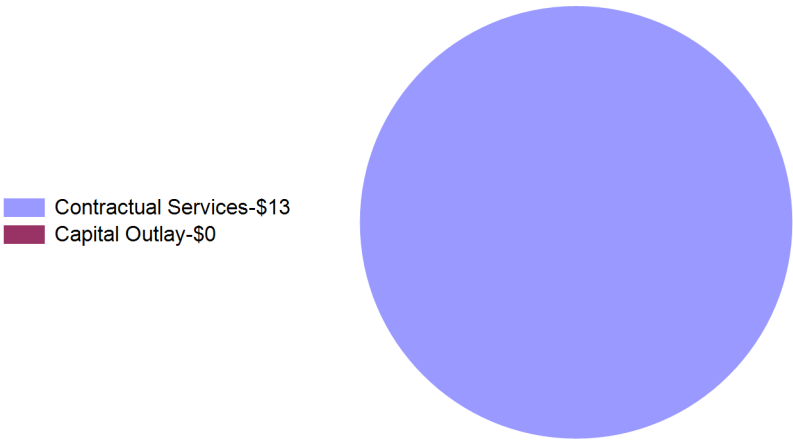
Year To Date Revenues
(\$1,529)



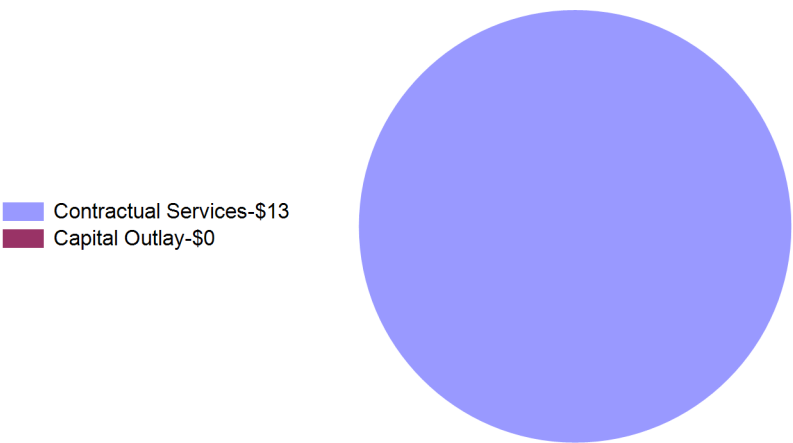
Month To Date Revenues
(\$1,529)



Year To Date Expenditures
\$13



Month To Date Expenditures
\$13



City of Casper, Wyoming
Police Grants Fund Statement of Revenues and Expenditures
For Fiscal Year 2023 as of July 31, 2022
8.33 % OF THE FISCAL YEAR HAS ELAPSED

	Revised Budget	Current Year To Date	Current Year % of Budget
Revenues:			
Intergovernmental	\$ 207,416	\$ 5,571	2.69%
Misc Revenue	-	4,675	
Other Sources	15,093	1,258	8.33%
Total Revenues	\$ 222,509	\$ 11,504	5.17%

	Revised Budget	Current Year To Date	Current Year % of Budget
Expenditures:			
Personnel Services	\$ 177,209	\$ 6,896	3.89%
Materials & Supplies	6,700	2,344	34.98%
Contractual Services	37,000	-	0.00%
Other Costs	1,600	-	0.00%
Total Expenditures	\$ 222,509	\$ 9,240	4.15%

Net Revenue (Shortfall)	\$ -	\$ 2,264	1.02%
--------------------------------	-------------	-----------------	--------------

Police Grants Fund Summary of Cash and Investments

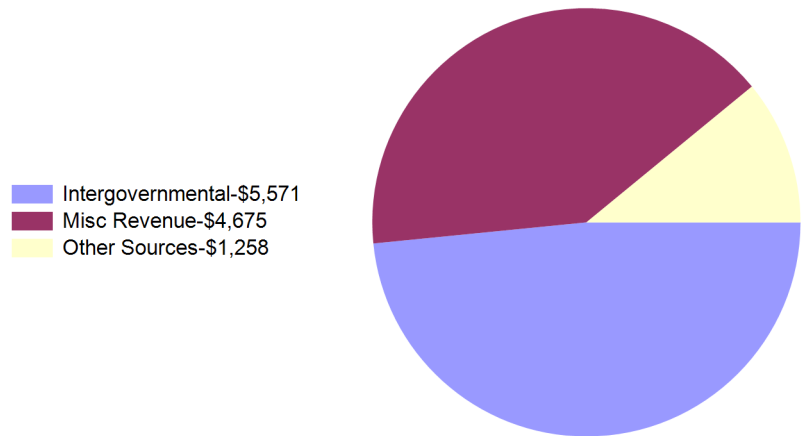
Cash	\$ (155,714)
Investments	-
	<u>\$ (155,714)</u>

City of Casper, Wyoming

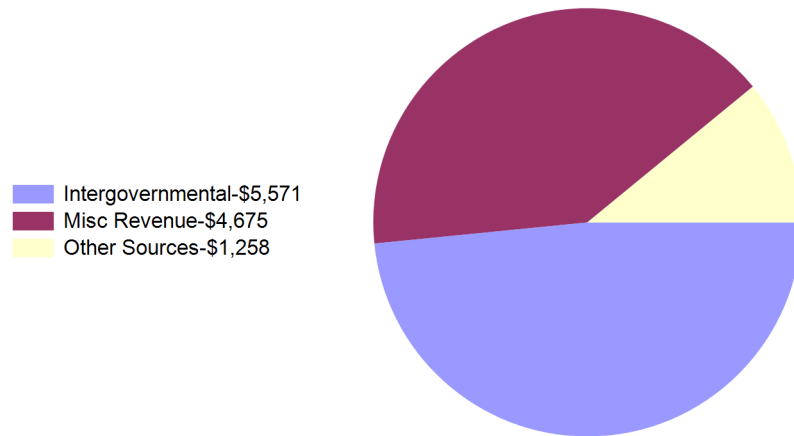
Police Grants Fund Summary of Revenues and Expenditures

For Fiscal Year 2023 as of July 31, 2022
8.33 % OF THE FISCAL YEAR HAS ELAPSED

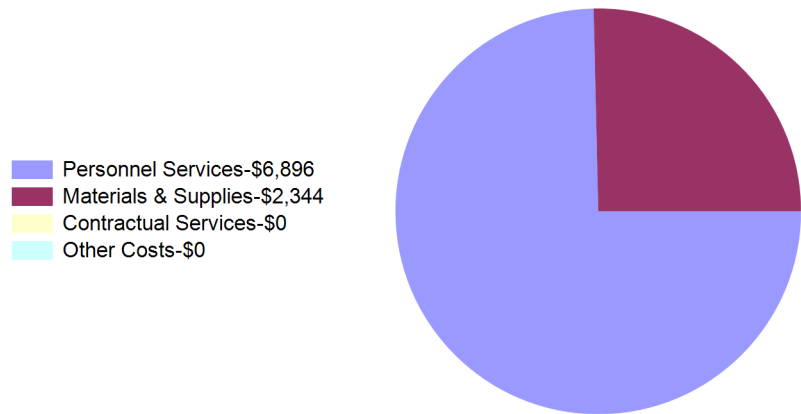
Year To Date Revenues
\$11,504



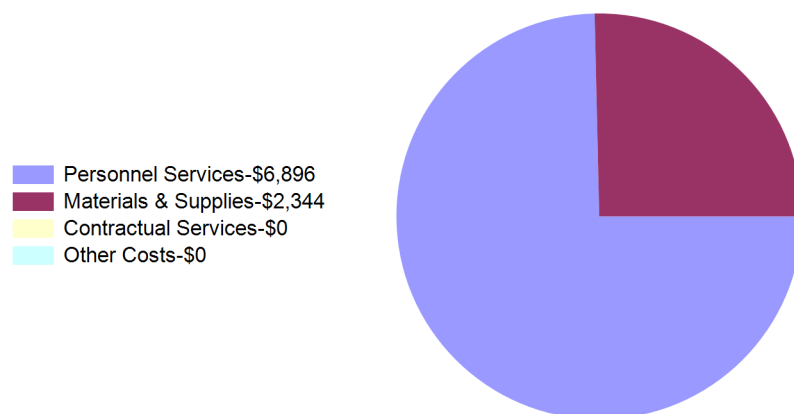
Month To Date Revenues
\$11,504



Year To Date Expenditures
\$9,240



Month To Date Expenditures
\$9,240



City of Casper, Wyoming
Public Transit Fund Statement of Revenues and Expenditures
For Fiscal Year 2023 as of July 31, 2022
8.33 % OF THE FISCAL YEAR HAS ELAPSED

	Revised Budget	Current Year To Date	Current Year % of Budget
Revenues:			
Intergovernmental	\$ 2,559,461	\$ -	0.00%
Goods and Svcs Rev	90,000	8,374	9.30%
Misc Revenue	150,852	-	0.00%
Other Sources	458,485	15,467	3.37%
Total Revenues	\$ 3,258,798	\$ 23,841	0.73%
	Revised Budget	Current Year To Date	Current Year % of Budget
Expenditures:			
Personnel Services	\$ 1,828,159	\$ 130,327	7.13%
Materials & Supplies	237,647	148	0.06%
Contractual Services	307,833	-	0.00%
Capital Outlay	766,191	39,320	5.13%
Other Costs	101,368	184	0.18%
Utility Expense	17,600	399	2.27%
Total Expenditures	\$ 3,258,798	\$ 170,379	5.23%
Net Revenue (Shortfall)	\$ -	\$ (146,538)	-4.50%

Public Transit Fund Summary of Cash and Investments

Cash	\$ (1,141,845)
Investments	-
	<u>\$ (1,141,845)</u>


City of Casper, Wyoming

Public Transit Fund Summary of Revenues and Expenditures

For Fiscal Year 2023 as of July 31, 2022
8.33 % OF THE FISCAL YEAR HAS ELAPSED

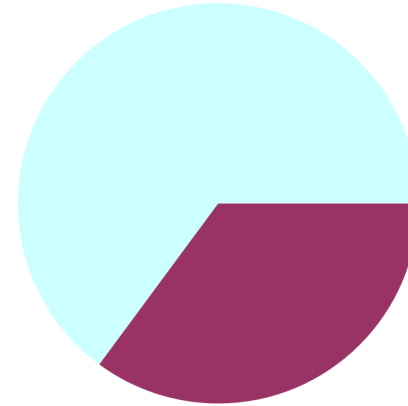
Year To Date Revenues
\$23,841

Intergovernmental-\$0
Goods and Svcs Rev-\$8,374
Misc Revenue-\$0
Other Sources-\$15,467



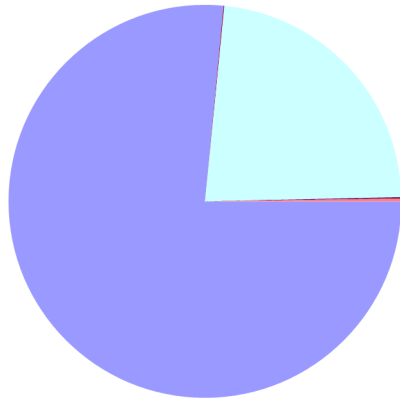
Month To Date Revenues
\$23,841

Intergovernmental-\$0
Goods and Svcs Rev-\$8,374
Misc Revenue-\$0
Other Sources-\$15,467



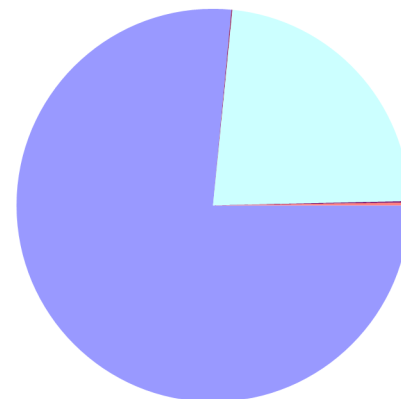
Year To Date Expenditures
\$170,379

Personnel Services-\$130,327
Materials & Supplies-\$148
Contractual Services-\$0
Capital Outlay-\$39,320
Other Costs-\$184
Utility Expense-\$399



Month To Date Expenditures
\$170,379

Personnel Services-\$130,327
Materials & Supplies-\$148
Contractual Services-\$0
Capital Outlay-\$39,320
Other Costs-\$184
Utility Expense-\$399



City of Casper, Wyoming
Metropolitan Planning Fund Statement of Revenues and Expenditures
For Fiscal Year 2023 as of July 31, 2022
8.33 % OF THE FISCAL YEAR HAS ELAPSED

	Revised Budget	Current Year To Date	Current Year % of Budget
Revenues:			
Intergovernmental	\$ 1,347,090	\$ (5,571)	-0.41%
Misc Revenue	24,642	-	0.00%
Other Sources	67,684	5,640	8.33%
Total Revenues	\$ 1,439,416	\$ 69	0.00%

	Revised Budget	Current Year To Date	Current Year % of Budget
Expenditures:			
Personnel Services	\$ 370,017	\$ 29,509	7.98%
Materials & Supplies	8,000	-	0.00%
Contractual Services	2,000	-	0.00%
Capital Outlay	1,046,399	6,655	0.64%
Other Costs	13,000	2,001	15.39%
Total Expenditures	\$ 1,439,416	\$ 38,165	2.65%
Net Revenue (Shortfall)	\$ -	\$ (38,096)	-2.65%

Metropolitan Planning Fund Summary of Cash and Investments

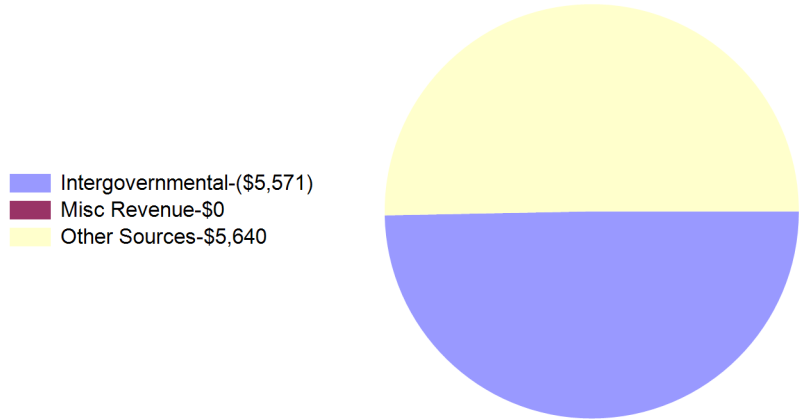
Cash	\$ 204,870
Investments	-
	<u>\$ 204,870</u>

City of Casper, Wyoming

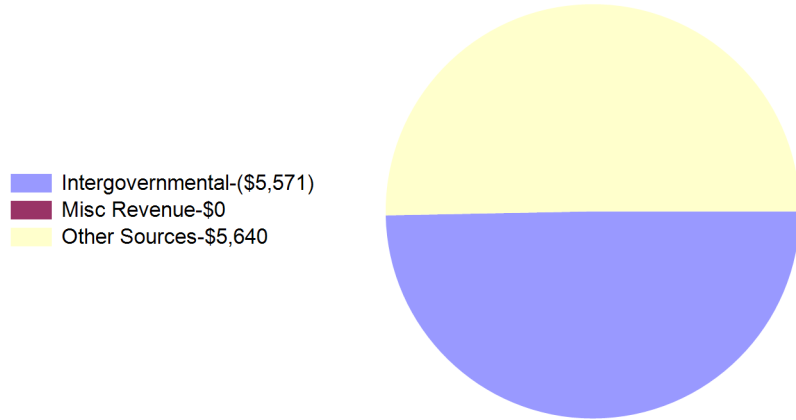
Metropolitan Planning Fund Summary of Revenues and Expenditures

For Fiscal Year 2023 as of July 31, 2022
8.33 % OF THE FISCAL YEAR HAS ELAPSED

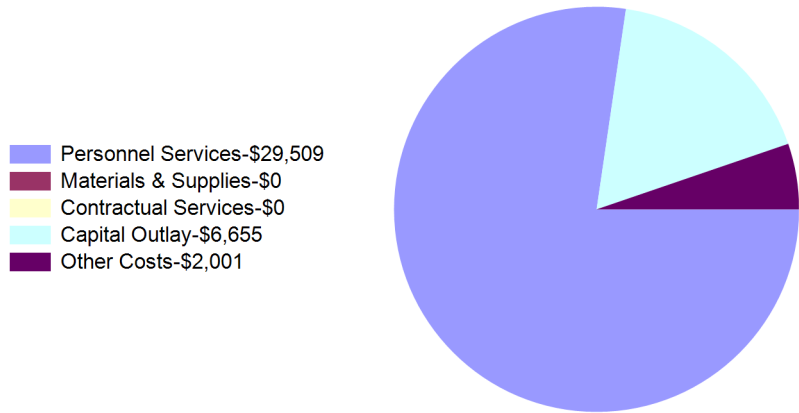
Year To Date Revenues
\$69



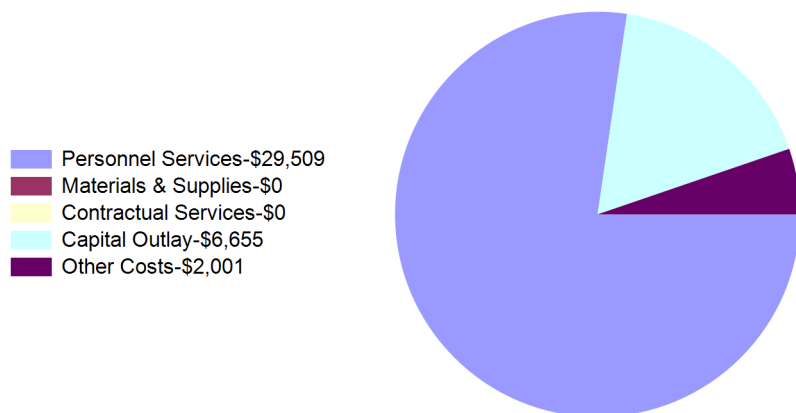
Month To Date Revenues
\$69



Year To Date Expenditures
\$38,165



Month To Date Expenditures
\$38,165



City of Casper, Wyoming
Redevelopment Loan Fund Statement of Revenues and Expenditures
For Fiscal Year 2023 as of July 31, 2022
8.33 % OF THE FISCAL YEAR HAS ELAPSED

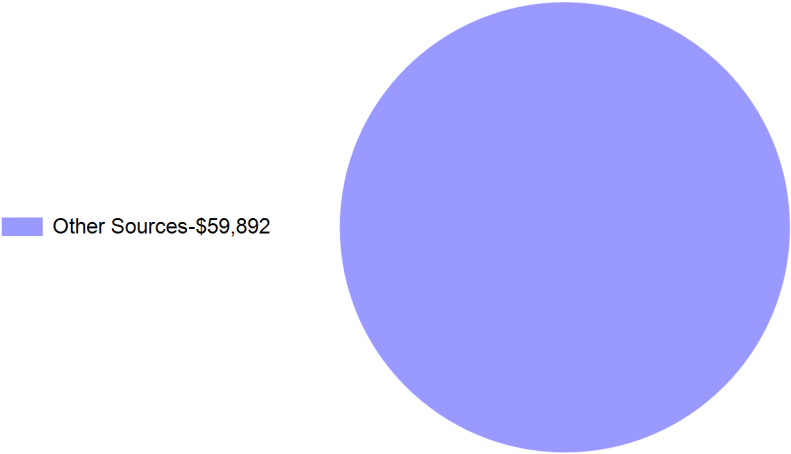
	Revised Budget	Current Year To Date	Current Year % of Budget
Revenues:			
Other Sources	\$ 63,157	\$ 59,892	94.83%
Total Revenues	\$ 63,157	\$ 59,892	94.83%
Expenditures:			
Debt Service	\$ 63,157	\$ 59,892	94.83%
Total Expenditures	\$ 63,157	\$ 59,892	94.83%
Net Revenue (Shortfall)	\$ -	\$ -	0.00%

Redevelopment Loan Fund Summary of Cash and Investments

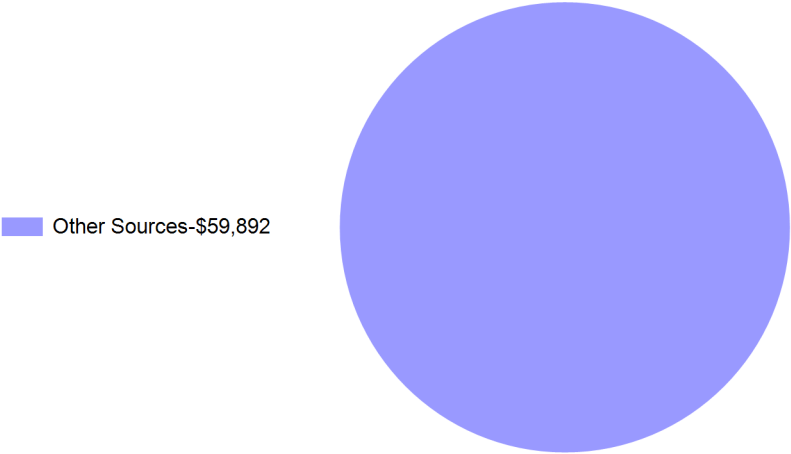
Cash	\$ 100,937
Investments	-
	<u>\$ 100,937</u>

City of Casper, Wyoming
Redevelopment Loan Fund Summary of Revenues and Expenditures
For Fiscal Year 2023 as of July 31, 2022
8.33 % OF THE FISCAL YEAR HAS ELAPSED

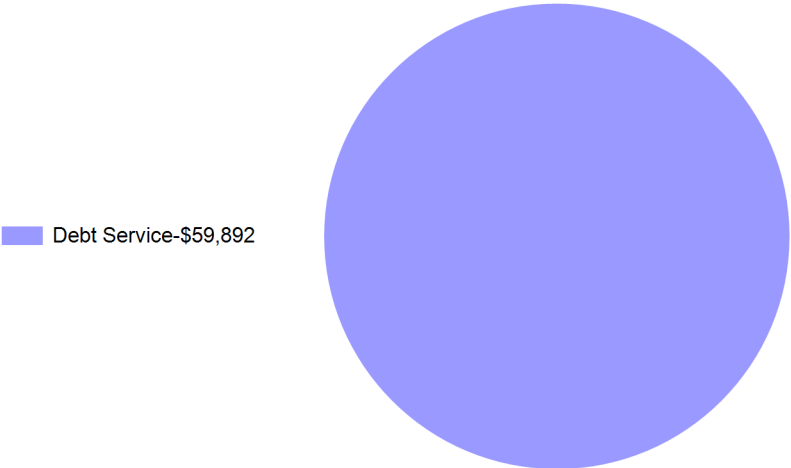
Year To Date Revenues
\$59,892



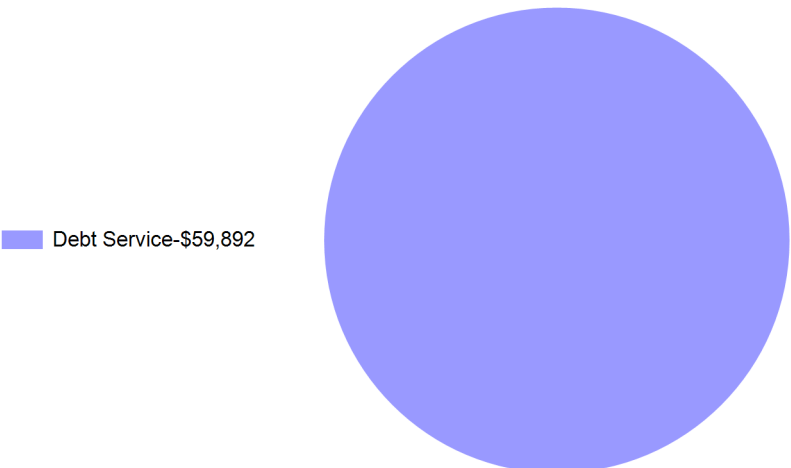
Month To Date Revenues
\$59,892



Year To Date Expenditures
\$59,892



Month To Date Expenditures
\$59,892

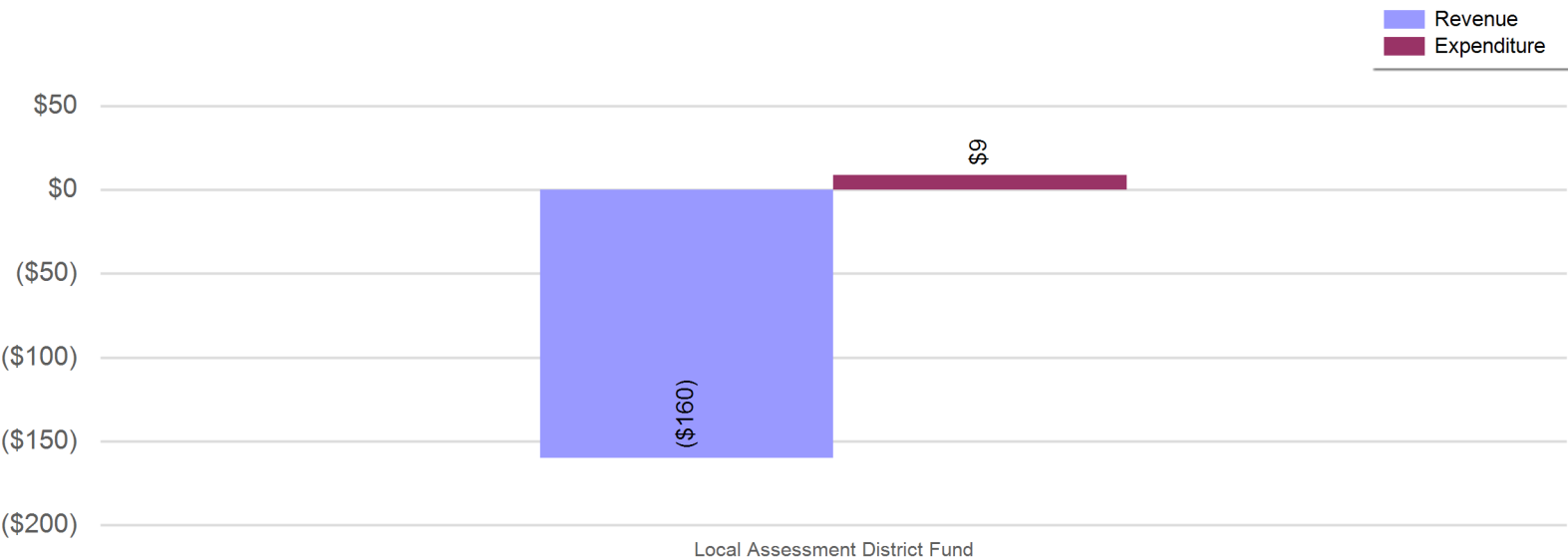


City of Casper, Wyoming
Debt Service Funds Balance Sheet
For Fiscal Year 2023 as of July 31, 2022
8.33 % OF THE FISCAL YEAR HAS ELAPSED

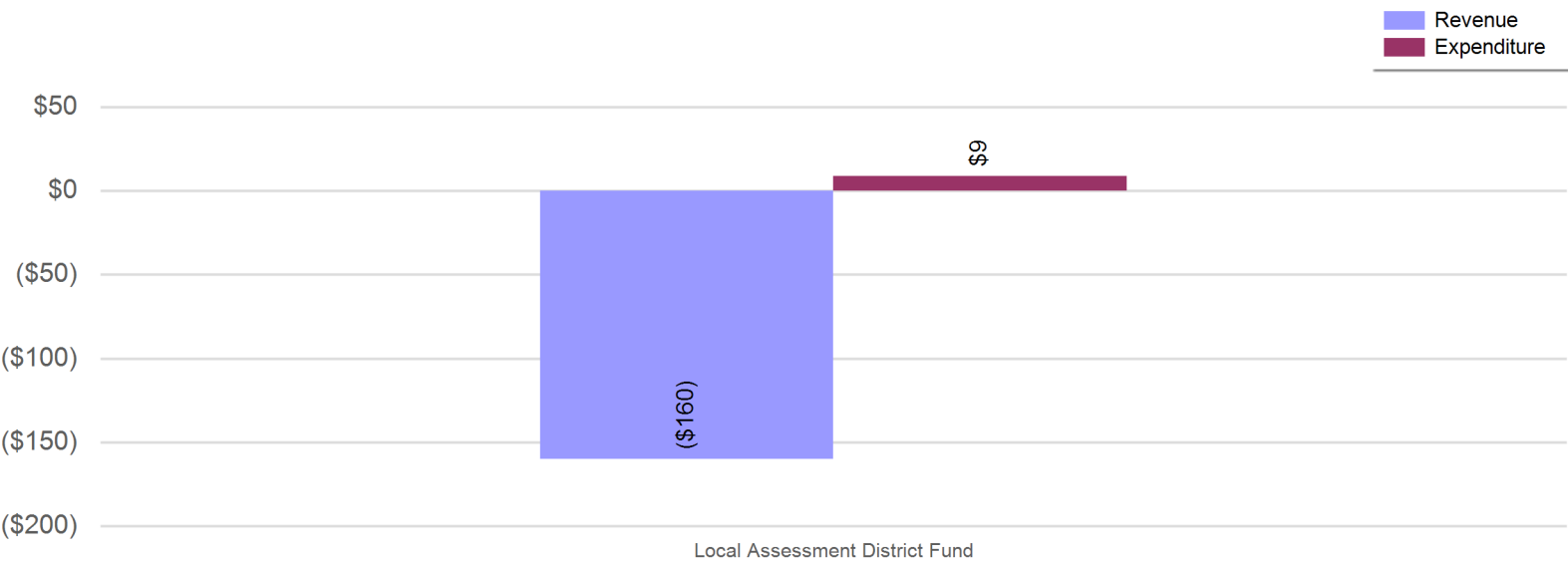
	Local Assessment District Fund
ASSETS	
Current Assets	
Cash	\$ 305,430
Investments	473,553
Market Adjustments	-
Interest Receivable	-
Loans Receivable	118,172
Accounts Receivable	(1,609)
Total Current Assets	<u>895,547</u>
Total Assets	<u>\$ 895,547</u>
LIABILITIES	
Current Liabilities	
Accounts Payable	\$ -
Total Current Liabilities	<u>-</u>
Total Liabilities	<u>\$ -</u>
NET POSITION	
Unrestricted	\$ 895,547
Total Net Position	<u>\$ 895,547</u>

City of Casper, Wyoming
Debt Service Funds Revenue and Expenditure Comparison
For Fiscal Year 2023 as of July 31, 2022
8.33 % OF THE FISCAL YEAR HAS ELAPSED

Debt Service Funds YTD Revenue and Expenditure Comparison



Debt Service Funds MTD Revenue and Expenditure Comparison



City of Casper, Wyoming
Local Assessment District Fund Statement of Revenues and Expenditures

For Fiscal Year 2023 as of July 31, 2022
8.33 % OF THE FISCAL YEAR HAS ELAPSED

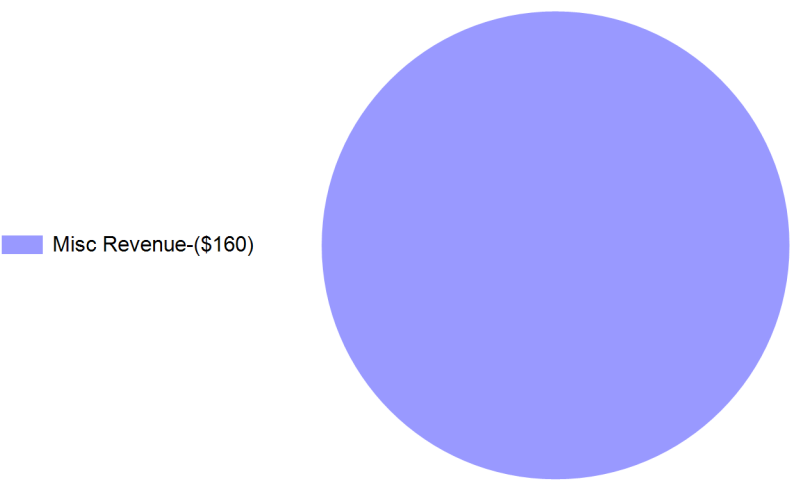
	Revised Budget	Current Year To Date	Current Year % of Budget
Revenues:			
Misc Revenue	\$ 108,788	\$ (160)	-0.15%
Total Revenues	\$ 108,788	\$ (160)	-0.15%
	Revised Budget	Current Year To Date	Current Year % of Budget
Expenditures:			
Contractual Services	\$ 6,538	\$ 9	0.13%
Transfers Out	118,374	-	0.00%
Total Expenditures	\$ 124,912	\$ 9	0.01%
Net Revenue (Shortfall)	\$ (16,124)	\$ (169)	-0.15%

Local Assessment District Fund Summary of Cash and Investments

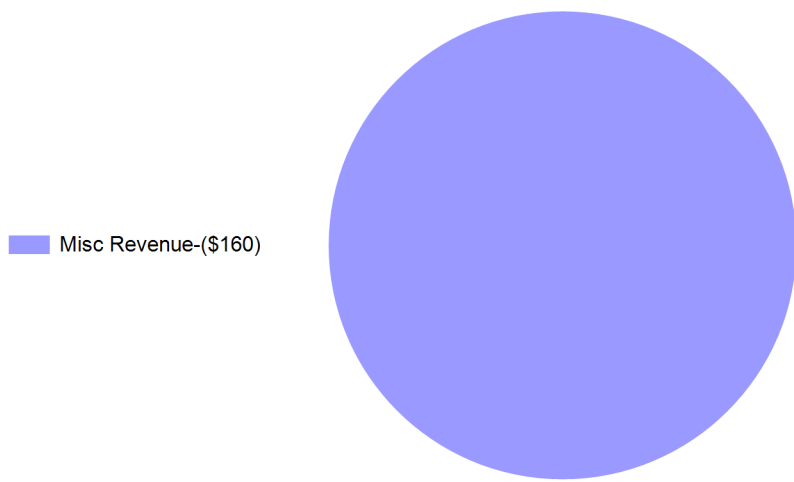
Cash	\$ 305,430
Investments	473,553
	<u>\$ 778,984</u>

City of Casper, Wyoming
Local Assessment District Fund Summary of Revenues and Expenditures
For Fiscal Year 2023 as of July 31, 2022
8.33 % OF THE FISCAL YEAR HAS ELAPSED

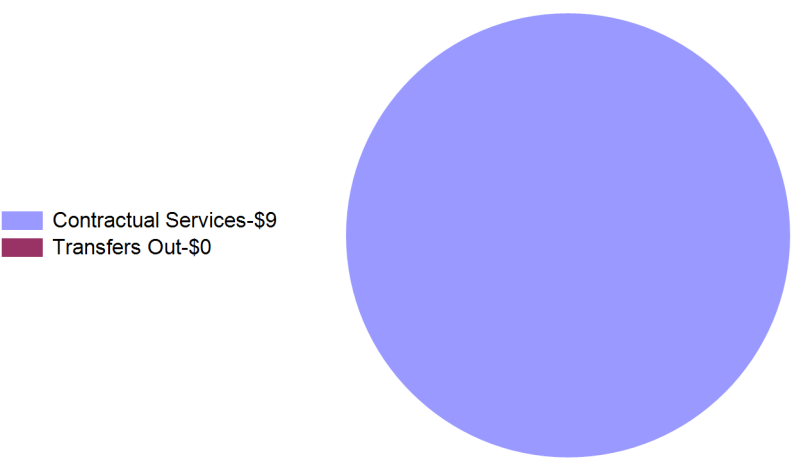
Year To Date Revenues
(\$160)



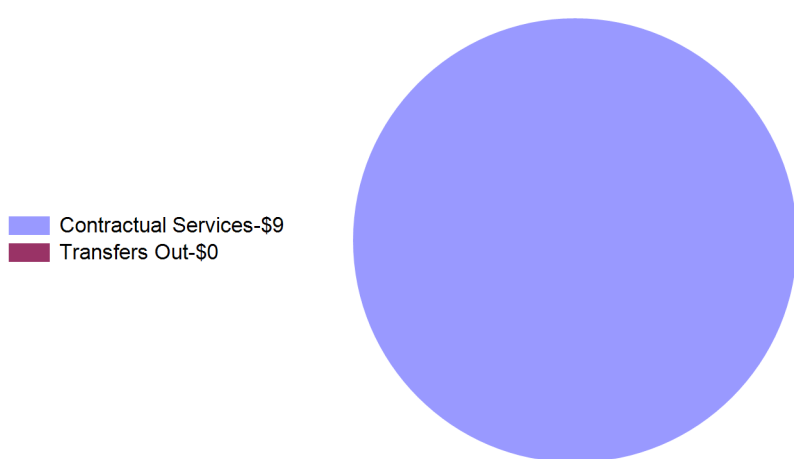
Month To Date Revenues
(\$160)



Year To Date Expenditures
\$9



Month To Date Expenditures
\$9

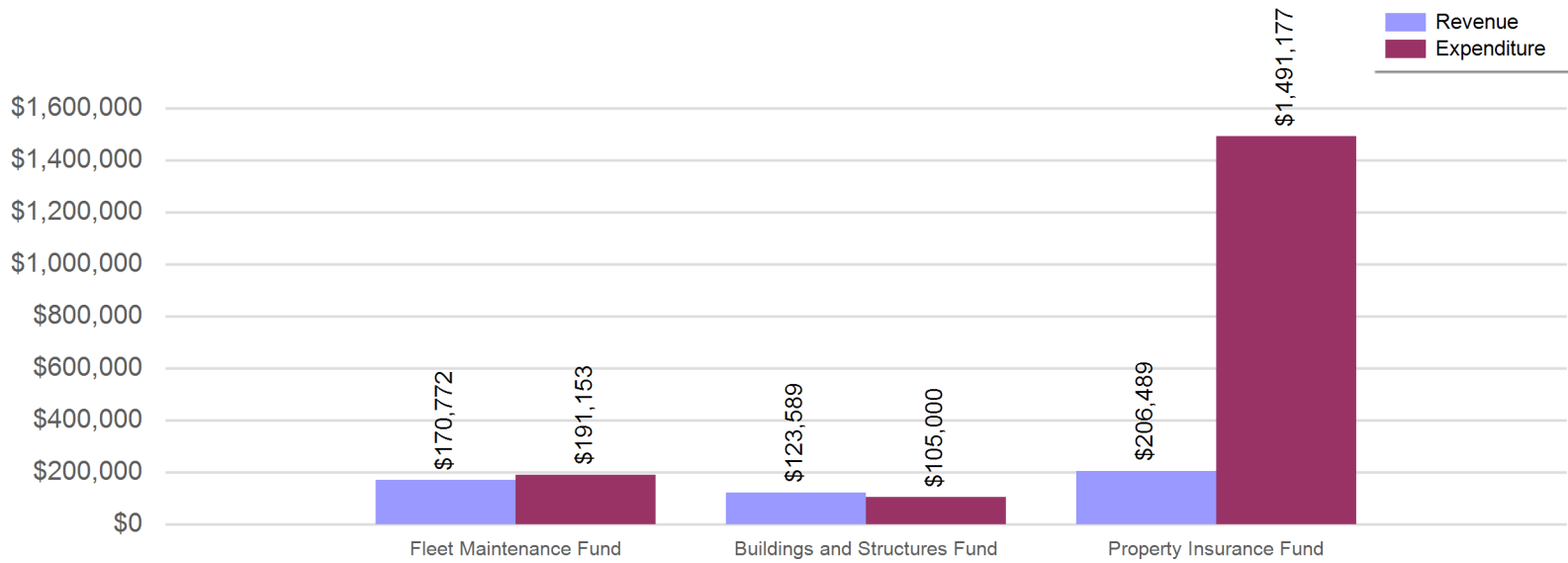


City of Casper, Wyoming
Internal Service Funds Consolidated Balance Sheet
For Fiscal Year 2023 as of July 31, 2022
8.33 % OF THE FISCAL YEAR HAS ELAPSED

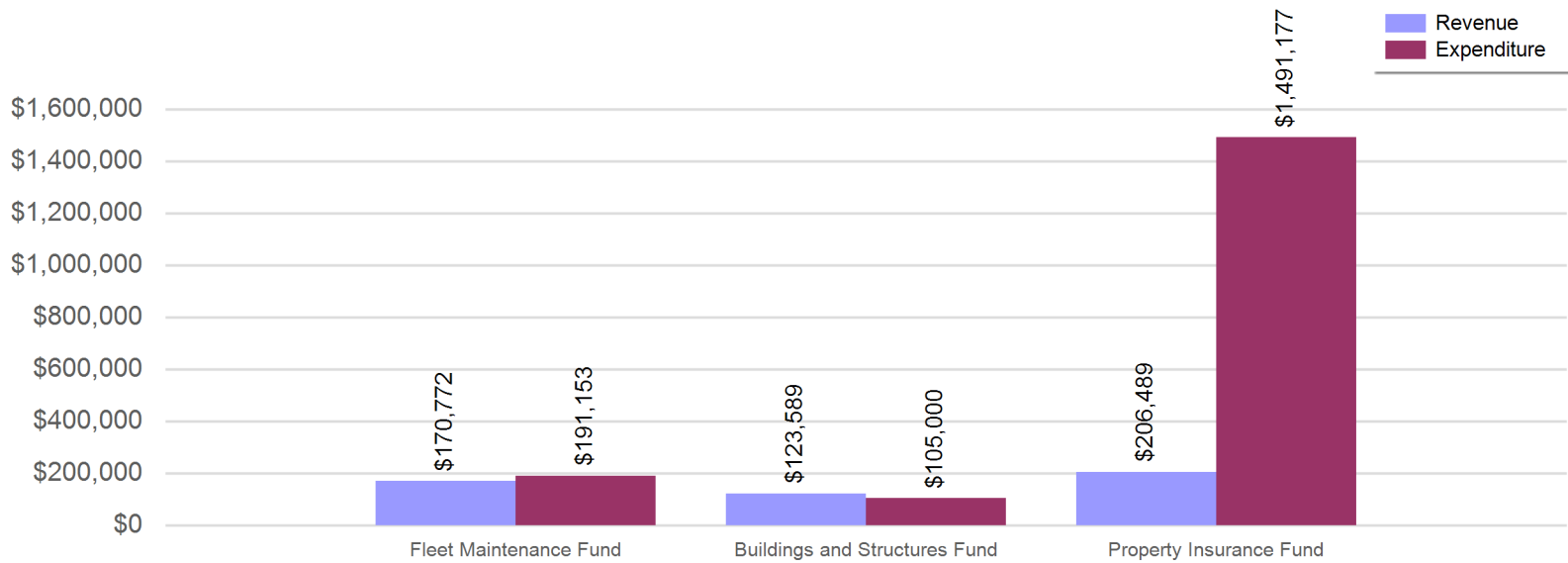
	Fleet Maintenance Fund	Buildings and Structures Fund	Property Insurance Fund
ASSETS			
Current Assets			
Cash	\$ 408,655	\$ 430,054	\$ 443,009
Investments			-
Market Adjustments			-
Inventory	83,574		
Interest Receivable			-
Accounts Receivable	1,868	2,045	25,189
Total Current Assets	<u>494,098</u>	<u>432,098</u>	<u>468,198</u>
Capital Assets			
Equipment	589,674	199,618	
Accumulated Depreciation	(583,885)	(178,061)	
Total Capital Assets	<u>5,789</u>	<u>21,557</u>	
Total Assets	<u>\$ 499,887</u>	<u>\$ 453,655</u>	<u>\$ 468,198</u>
DEFERRED OUTFLOWS OF RESOURCES			
Total Deferred Outflows Of Resources	<u>\$ 757,331</u>	<u>\$ 662,893</u>	<u>\$ 36,376</u>
LIABILITIES			
Current Liabilities			
Accounts Payable	\$ 231,412	\$ 45,562	\$ 1,467,642
Accrued Wages and Benefits Payable	34,362	24,637	13,028
Total Current Liabilities	<u>265,775</u>	<u>70,199</u>	<u>1,480,670</u>
Non-Current Liabilities			
Accrued Comp ABS	40,560	22,103	13,234
Net Pension Liability	712,327	702,931	
Net OPEB Liability	637,857	553,601	36,467
Total Non-Current Liabilities	<u>1,390,744</u>	<u>1,278,635</u>	<u>49,701</u>
Total Liabilities	<u>\$ 1,656,519</u>	<u>\$ 1,348,834</u>	<u>\$ 1,530,372</u>
DEFERRED INFLOWS OF RESOURCES			
Total Deferred Inflows Of Resources	<u>\$ 348,000</u>	<u>\$ 255,701</u>	<u>\$ (1,587)</u>
NET POSITION			
Net Investment in Capital Assets	\$ 5,789	\$ 21,557	\$
Unrestricted	(753,089)	(509,543)	(1,024,210)
Total Net Position	<u>\$ (747,300)</u>	<u>\$ (487,986)</u>	<u>\$ (1,024,210)</u>

City of Casper, Wyoming
Internal Service Funds Revenue and Expenditure Comparison
For Fiscal Year 2023 as of July 31, 2022
8.33 % OF THE FISCAL YEAR HAS ELAPSED

Internal Service Funds YTD Revenue and Expenditure Comparison



Internal Service Funds MTD Revenue and Expenditure Comparison



City of Casper, Wyoming
Fleet Maintenance Fund Statement of Revenues and Expenditures
For Fiscal Year 2023 as of July 31, 2022
8.33 % OF THE FISCAL YEAR HAS ELAPSED

	Revised Budget	Current Year To Date	Current Year % of Budget
Revenues:			
Goods and Svcs Rev	\$ 2,445,927	\$ 61,356	2.51%
Misc Revenue	972,000	109,416	11.26%
Total Revenues	\$ 3,417,927	\$ 170,772	5.00%
	Revised Budget	Current Year To Date	Current Year % of Budget
Expenditures:			
Personnel Services	\$ 969,340	\$ 69,667	7.19%
Materials & Supplies	1,825,001	81,080	4.44%
Contractual Services	570,811	34,640	6.07%
Other Costs	31,475	2,415	7.67%
Utility Expense	21,300	3,352	15.74%
Total Expenditures	\$ 3,417,927	\$ 191,153	5.59%
Net Revenue (Shortfall)	\$ -	\$ (20,381)	-0.60%

Fleet Maintenance Fund Summary of Cash and Investments

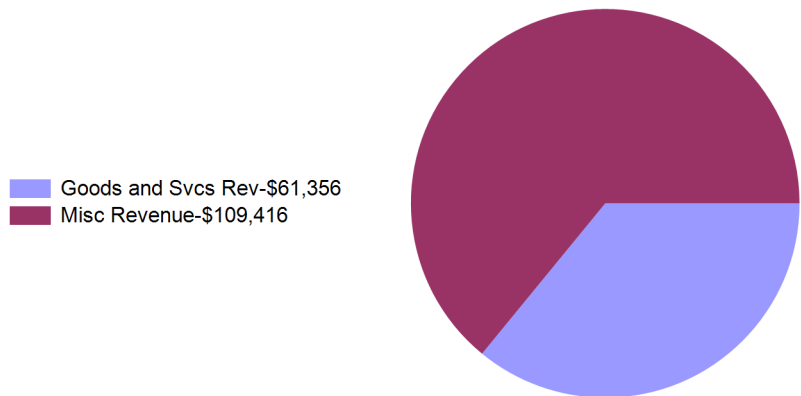
Cash	\$ 408,655
Investments	-
	<u>\$ 408,655</u>

City of Casper, Wyoming

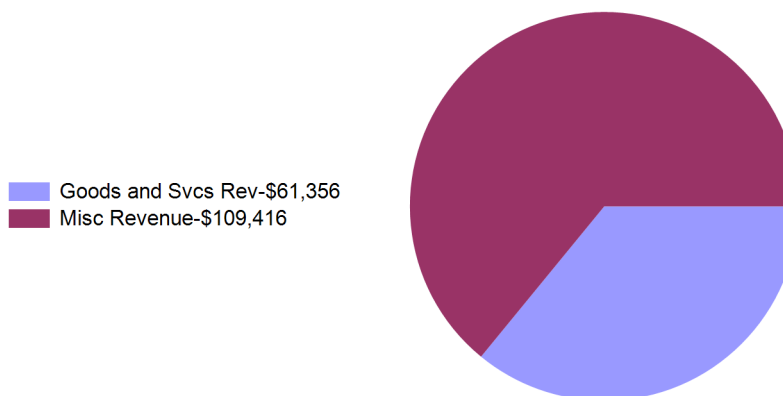
Fleet Maintenance Fund Summary of Revenues and Expenditures

For Fiscal Year 2023 as of July 31, 2022
8.33 % OF THE FISCAL YEAR HAS ELAPSED

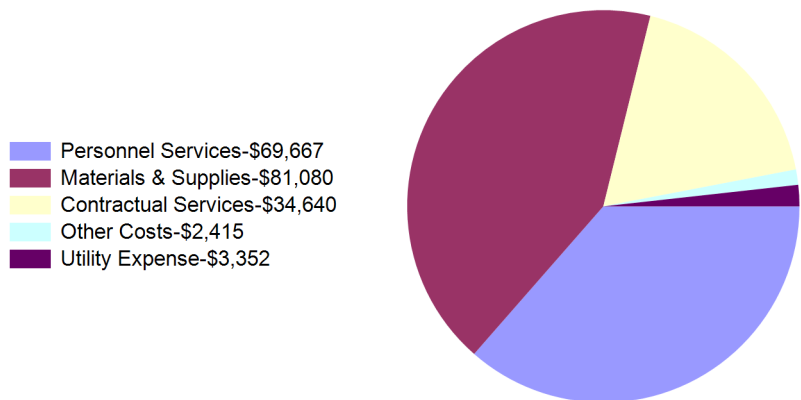
Year To Date Revenues
\$170,772



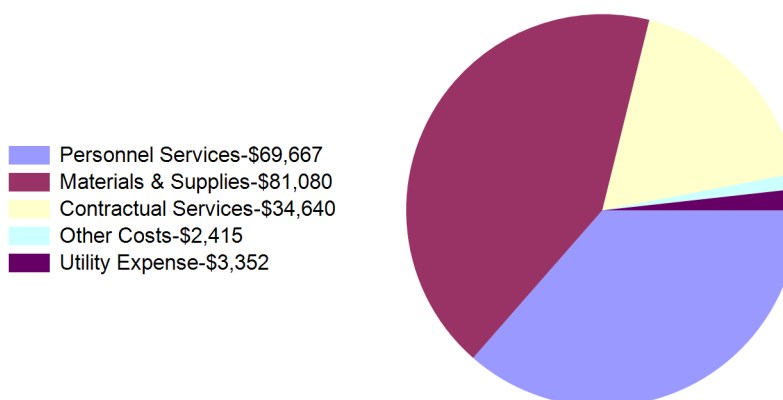
Month To Date Revenues
\$170,772



Year To Date Expenditures
\$191,153



Month To Date Expenditures
\$191,153



City of Casper, Wyoming
Buildings & Structures Fund Statement of Revenues and Expenditures
For Fiscal Year 2023 as of July 31, 2022
8.33 % OF THE FISCAL YEAR HAS ELAPSED

	Revised Budget	Current Year To Date	Current Year % of Budget
Revenues:			
Goods and Svcs Rev	\$ 1,536,459	\$ 123,178	8.02%
Other Sources	4,940	412	8.33%
Total Revenues	\$ 1,541,399	\$ 123,589	8.02%
	Revised Budget	Current Year To Date	Current Year % of Budget
Expenditures:			
Personnel Services	\$ 1,066,110	\$ 59,415	5.57%
Materials & Supplies	277,793	17,583	6.33%
Contractual Services	150,856	25,164	16.68%
Transfers Out	3,750	-	0.00%
Other Costs	38,694	2,683	6.93%
Utility Expense	4,196	156	3.73%
Total Expenditures	\$ 1,541,399	\$ 105,000	6.81%
Net Revenue (Shortfall)	\$ -	\$ 18,589	1.21%

Buildings & Structures Fund Summary of Cash and Investments

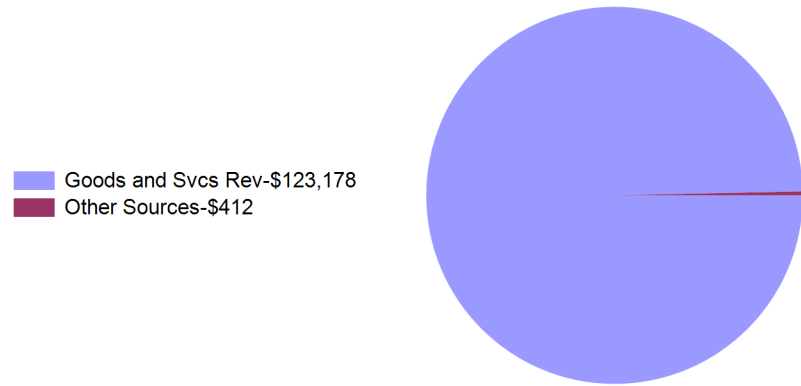
Cash	\$ 430,054
Investments	-
	<u>\$ 430,054</u>

City of Casper, Wyoming

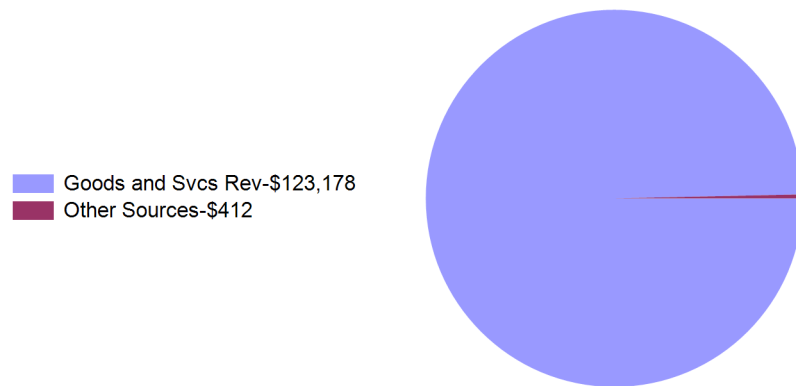
Buildings & Structures Fund Summary of Revenues and Expenditures

For Fiscal Year 2023 as of July 31, 2022
8.33 % OF THE FISCAL YEAR HAS ELAPSED

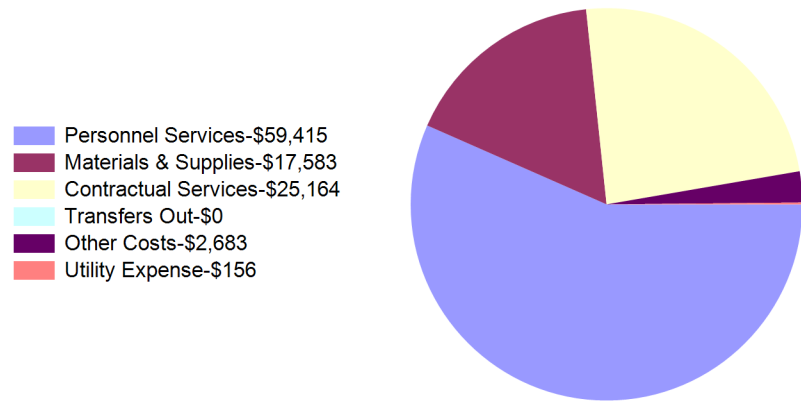
Year To Date Revenues
\$123,589



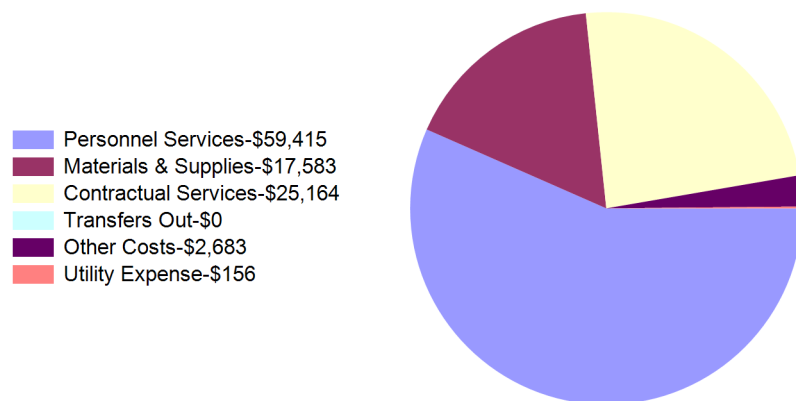
Month To Date Revenues
\$123,589



Year To Date Expenditures
\$105,000



Month To Date Expenditures
\$105,000



City of Casper, Wyoming
Property Insurance Fund Statement of Revenues and Expenditures
For Fiscal Year 2023 as of July 31, 2022
8.33 % OF THE FISCAL YEAR HAS ELAPSED

	Revised Budget	Current Year To Date	Current Year % of Budget
Revenues:			
Intergovernmental	\$ 10,000	\$ -	0.00%
Goods and Svcs Rev	2,433,512	196,226	8.06%
Misc Revenue	168,500	10,262	6.09%
Total Revenues	\$ 2,612,012	\$ 206,489	7.91%
	Revised Budget	Current Year To Date	Current Year % of Budget
Expenditures:			
Personnel Services	\$ 347,976	\$ 26,279	7.55%
Materials & Supplies	195,000	5,290	2.71%
Contractual Services	107,966	5,328	4.94%
Capital Outlay	100,000	1,334	1.33%
Transfers Out	5,000	-	0.00%
Other Costs	1,486,619	1,452,946	97.73%
Utility Expense	2,150	-	0.00%
Total Expenditures	\$ 2,244,711	\$ 1,491,177	66.43%
Net Revenue (Shortfall)	\$ 367,301	\$ (1,284,688)	-58.53%

Property Insurance Fund Summary of Cash and Investments

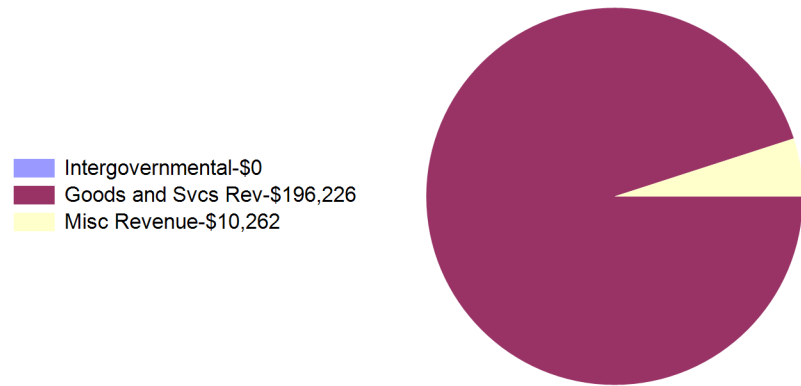
Cash	\$ 443,009
Investments	-
	<u>\$ 443,009</u>

City of Casper, Wyoming

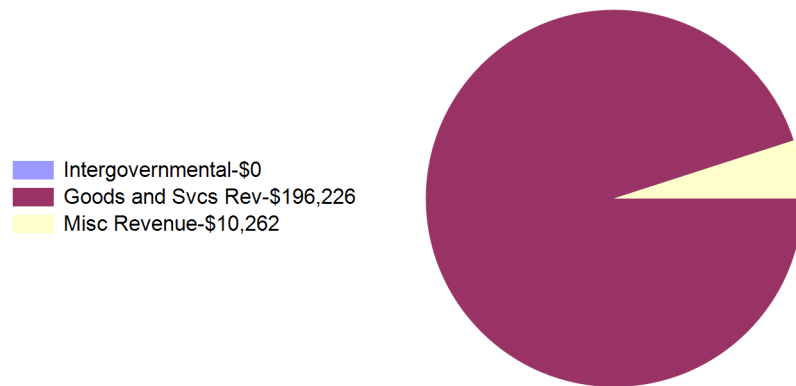
Property Insurance Fund Summary of Revenues and Expenditures

For Fiscal Year 2023 as of July 31, 2022
8.33 % OF THE FISCAL YEAR HAS ELAPSED

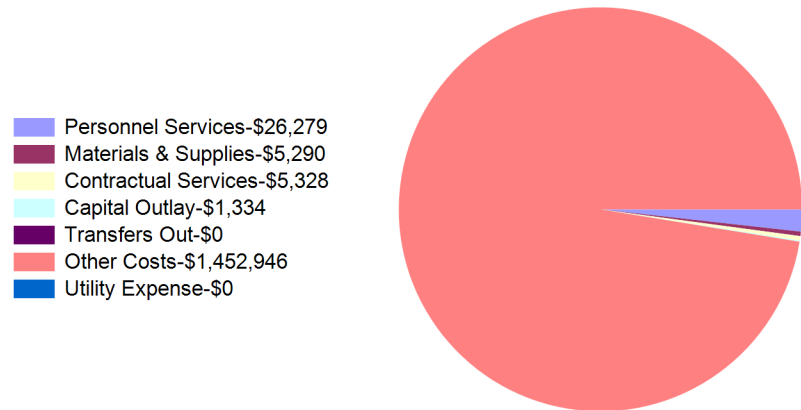
Year To Date Revenues
\$206,489



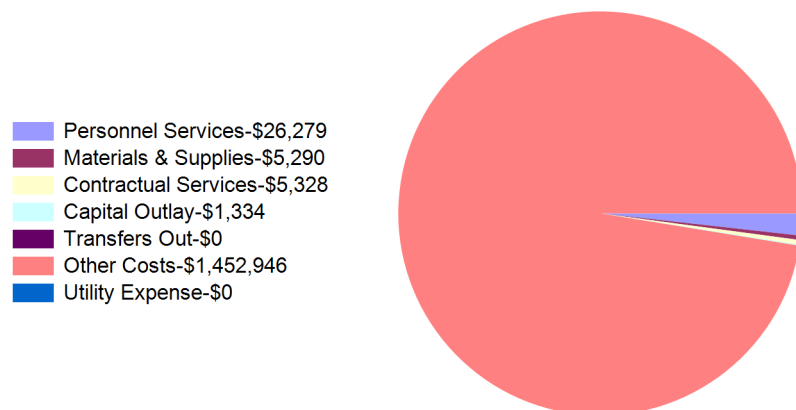
Month To Date Revenues
\$206,489



Year To Date Expenditures
\$1,491,177



Month To Date Expenditures
\$1,491,177



City of Casper, Wyoming

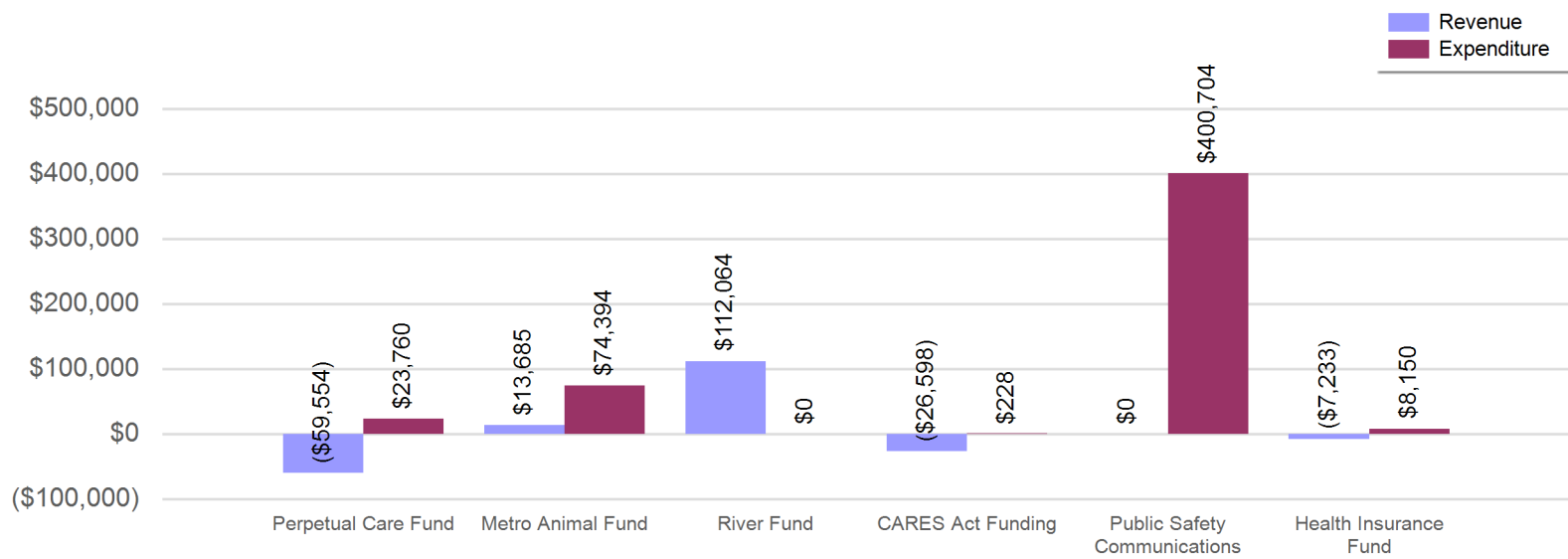
Trust & Agency Funds Consolidated Balance Sheet

For Fiscal Year 2023 as of July 31, 2022
8.33 % OF THE FISCAL YEAR HAS ELAPSED

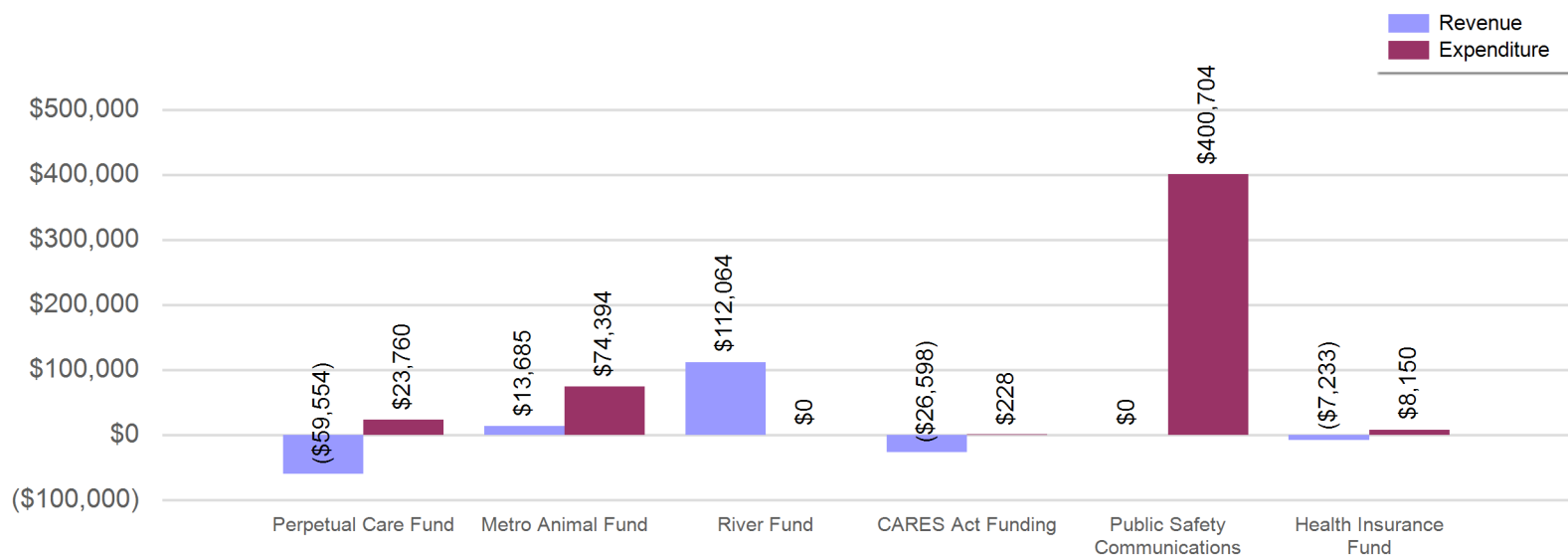
	Perpetual Care Fund	Metro Animal Fund	River Fund	CARES Act Funding	Public Safety Communications	Health Insurance Fund
ASSETS						
Current Assets						
Cash	\$ 416,951	\$ 338,587	\$ 633,645	\$ 57,489	\$ 466,307	\$ 170,371
Investments	28,937,791	540,365	100,000	12,285,800		3,340,837
Market Adjustments	-	-				-
Interest Receivable	-	-		-		-
Loans Receivable	1,142,406					
Accounts Receivable	-	49,661	-		62,160	
Prepaid Expenses					15,450	
Total Current Assets	30,497,147	928,614	733,645	12,343,289	543,917	3,511,207
Total Assets	\$ 30,497,147	\$ 928,614	\$ 733,645	\$ 12,343,289	\$ 543,917	\$ 3,511,207
LIABILITIES						
Current Liabilities						
Accounts Payable	\$ -	\$ 39,782	\$ -	\$ 55,682	\$ 206,943	\$ 40,773
Accrued Wages and Benefits Payable		26,374	-	-	60,975	
Deferred Revenue			223,000	1,115,446		
Total Current Liabilities	-	66,156	223,000	1,171,128	267,918	40,773
Non-Current Liabilities						
Funds Held in Trust						-
Total Non-Current Liabilities	-	-	-	-	-	-
Total Liabilities	\$ -	\$ 66,156	\$ 223,000	\$ 1,171,128	\$ 267,918	\$ 40,773
NET POSITION						
Unrestricted	\$ 30,497,147	\$ 862,457	\$ 510,645	\$ 11,172,161	\$ 275,999	\$ 3,470,434
Total Net Position	\$ 30,497,147	\$ 862,457	\$ 510,645	\$ 11,172,161	\$ 275,999	\$ 3,470,434

City of Casper, Wyoming
Trust & Agency Funds Revenue and Expenditure Comparison
For Fiscal Year 2023 as of July 31, 2022
8.33 % OF THE FISCAL YEAR HAS ELAPSED

Trust & Agency Funds YTD Revenue and Expenditure Comparison



Trust & Agency Funds MTD Revenue and Expenditure Comparison



City of Casper, Wyoming
Perpetual Care Fund Statement of Revenues and Expenditures
For Fiscal Year 2023 as of July 31, 2022
8.33 % OF THE FISCAL YEAR HAS ELAPSED

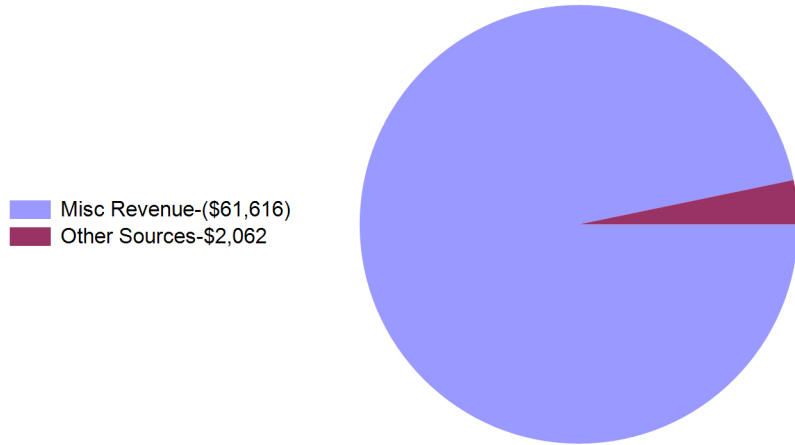
	Revised Budget	Current Year To Date	Current Year % of Budget
Revenues:			
Misc Revenue	\$ 315,922	\$ (61,616)	-19.50%
Other Sources	24,747	2,062	8.33%
Total Revenues	\$ 340,669	\$ (59,554)	-17.48%
	Revised Budget	Current Year To Date	Current Year % of Budget
Expenditures:			
Contractual Services	\$ 22,014	\$ 533	2.42%
Capital Outlay	-	-	
Transfers Out	308,722	23,227	7.52%
Total Expenditures	\$ 330,736	\$ 23,760	7.18%
Net Revenue (Shortfall)	\$ 9,933	\$ (83,314)	-24.67%

Perpetual Care Fund Summary of Cash and Investments

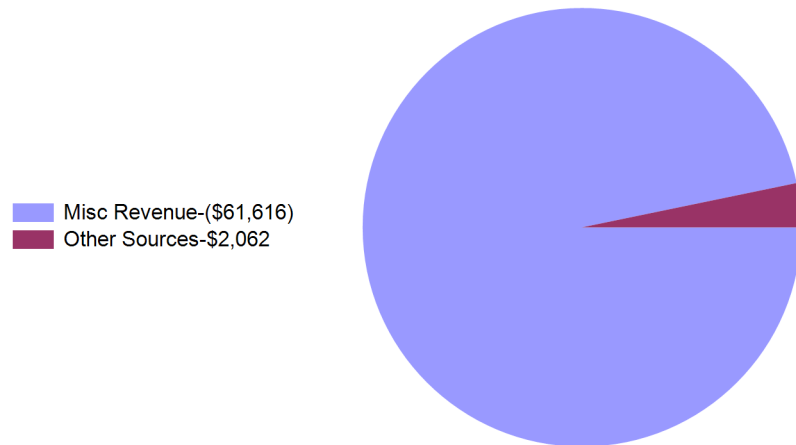
Cash	\$ 416,951
Investments	28,937,791
	<u>\$ 29,354,742</u>

City of Casper, Wyoming
Perpetual Care Fund Summary of Revenues and Expenditures
For Fiscal Year 2023 as of July 31, 2022
8.33 % OF THE FISCAL YEAR HAS ELAPSED


Year To Date Revenues
(\$59,554)



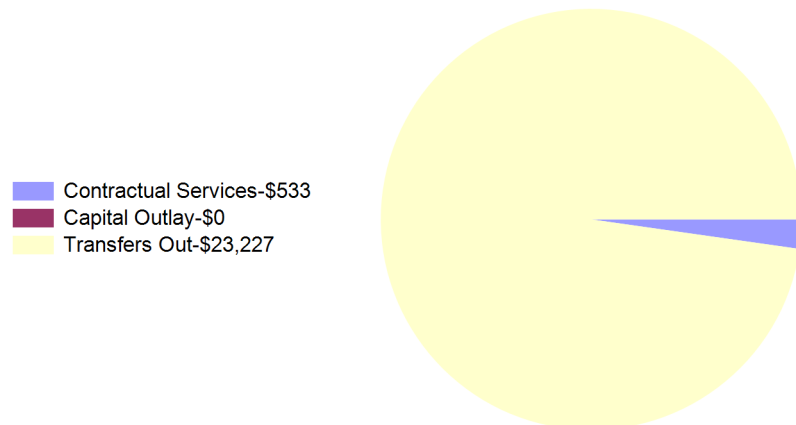
Month To Date Revenues
(\$59,554)



Year To Date Expenditures
\$23,760



Month To Date Expenditures
\$23,760



City of Casper, Wyoming
Metro Fund Statement of Revenues and Expenditures
For Fiscal Year 2023 as of July 31, 2022
8.33 % OF THE FISCAL YEAR HAS ELAPSED

	Revised Budget	Current Year To Date	Current Year % of Budget
Revenues:			
Licences and Permits	\$ 5,000	\$ 225	4.50%
Intergovernmental	224,012	10,671	4.76%
Goods and Svcs Rev	31,000	3,099	10.00%
Misc Revenue	26,510	(310)	-1.17%
Other Sources	1,189,781	-	0.00%
Total Revenues	\$ 1,476,303	\$ 13,685	0.93%

	Revised Budget	Current Year To Date	Current Year % of Budget
Expenditures:			
Personnel Services	\$ 959,535	\$ 53,037	5.53%
Materials & Supplies	171,278	5,880	3.43%
Contractual Services	111,157	11,001	9.90%
Capital Outlay	216,267	-	0.00%
Transfers Out	117,157	-	0.00%
Other Costs	56,061	3,330	5.94%
Utility Expense	16,500	1,147	6.95%
Total Expenditures	\$ 1,647,955	\$ 74,394	4.51%
Net Revenue (Shortfall)	\$ (171,652)	\$ (60,708)	-3.59%

Metro Fund Summary of Cash and Investments

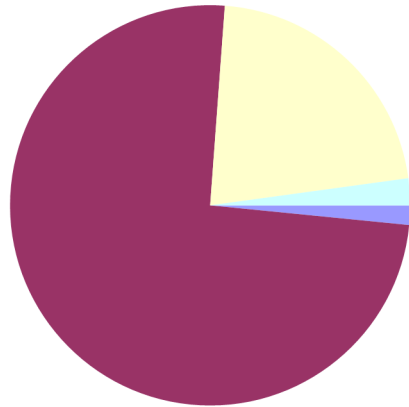
Cash	\$ 338,587
Investments	540,365
	<u>\$ 878,952</u>

City of Casper, Wyoming

Metro Fund Summary of Revenues and Expenditures

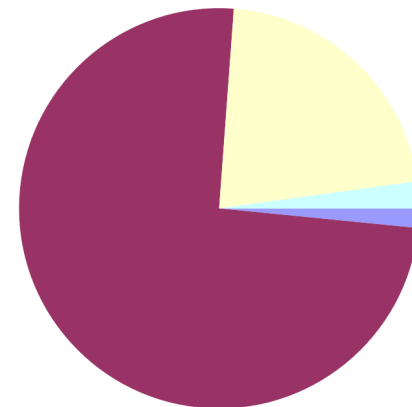
For Fiscal Year 2023 as of July 31, 2022
8.33 % OF THE FISCAL YEAR HAS ELAPSED

Year To Date Revenues
\$13,685



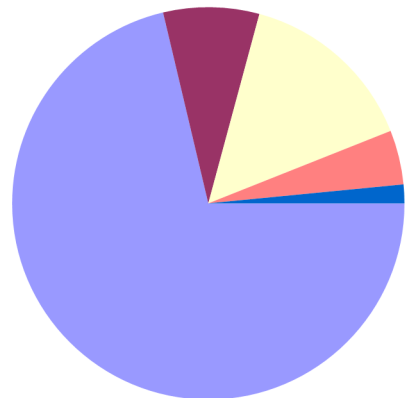
Licences and Permits-\$225
Intergovernmental-\$10,671
Goods and Svc Rev-\$3,099
Misc Revenue-(\$310)
Other Sources-\$0

Month To Date Revenues
\$13,685



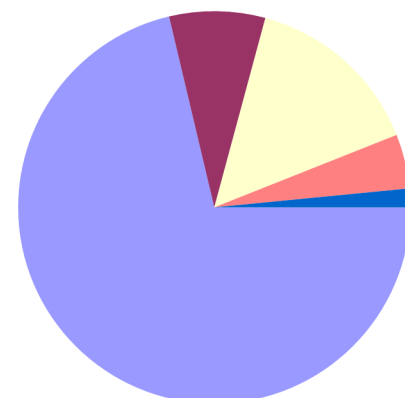
Licences and Permits-\$225
Intergovernmental-\$10,671
Goods and Svc Rev-\$3,099
Misc Revenue-(\$310)
Other Sources-\$0

Year To Date Expenditures
\$74,394



Personnel Services-\$53,037
Materials & Supplies-\$5,880
Contractual Services-\$11,001
Capital Outlay-\$0
Transfers Out-\$0
Other Costs-\$3,330
Utility Expense-\$1,147

Month To Date Expenditures
\$74,394



Personnel Services-\$53,037
Materials & Supplies-\$5,880
Contractual Services-\$11,001
Capital Outlay-\$0
Transfers Out-\$0
Other Costs-\$3,330
Utility Expense-\$1,147

City of Casper, Wyoming
River Fund Statement of Revenues and Expenditures
For Fiscal Year 2023 as of July 31, 2022
8.33 % OF THE FISCAL YEAR HAS ELAPSED

	Revised Budget	Current Year To Date	Current Year % of Budget
Revenues:			
Intergovernmental	\$ 4,413,000	\$ -	0.00%
Misc Revenue	1,185,000	-	0.00%
Other Sources	1,379,762	112,064	8.12%
Total Revenues	\$ 6,977,762	\$ 112,064	1.61%
	Revised Budget	Current Year To Date	Current Year % of Budget
Expenditures:			
Personnel Services	\$ 10,000	\$ -	0.00%
Materials & Supplies	14,660	-	0.00%
Contractual Services	8,000	-	0.00%
Capital Outlay	6,840,000	-	0.00%
Other Costs	850	-	0.00%
Total Expenditures	\$ 6,873,510	\$ -	0.00%
Net Revenue (Shortfall)	\$ 104,252	\$ 112,064	1.61%

River Fund Summary of Cash and Investments


Cash	\$ 633,645
Investments	100,000
	<u>\$ 733,645</u>

City of Casper, Wyoming


River Fund Summary of Revenues and Expenditures

For Fiscal Year 2023 as of July 31, 2022
8.33 % OF THE FISCAL YEAR HAS ELAPSED

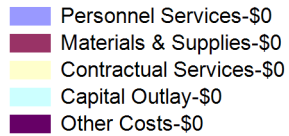
Year To Date Revenues
\$112,064



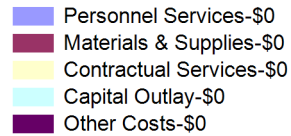
Month To Date Revenues
\$112,064



Year To Date Expenditures
\$0



Month To Date Expenditures
\$0



City of Casper, Wyoming
CARES Act Funding Statement of Revenues and Expenditures
For Fiscal Year 2023 as of July 31, 2022
8.33 % OF THE FISCAL YEAR HAS ELAPSED

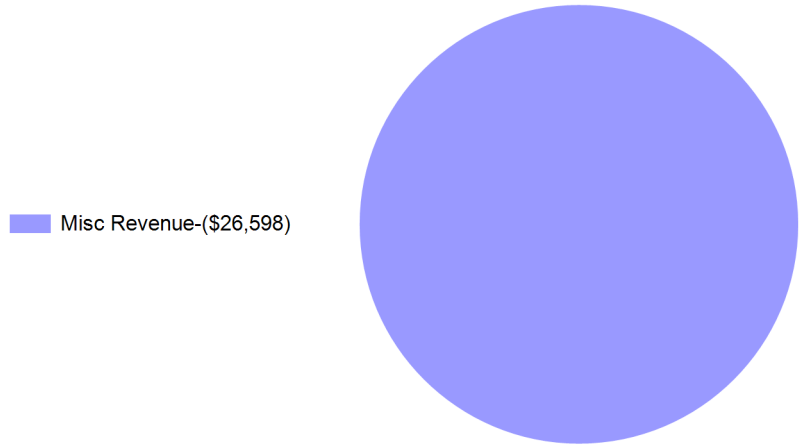
	Revised Budget	Current Year To Date	Current Year % of Budget
Revenues:			
Misc Revenue	\$ -	\$ (26,598)	
Total Revenues	\$ -	\$ (26,598)	
	Revised Budget	Current Year To Date	Current Year % of Budget
Expenditures:			
Materials & Supplies	\$ -	\$ -	
Contractual Services	-	228	
Total Expenditures	\$ -	\$ 228	#Error
Net Revenue (Shortfall)	\$ -	\$ (26,826)	#Error

CARES Act Funding Summary of Cash and Investments

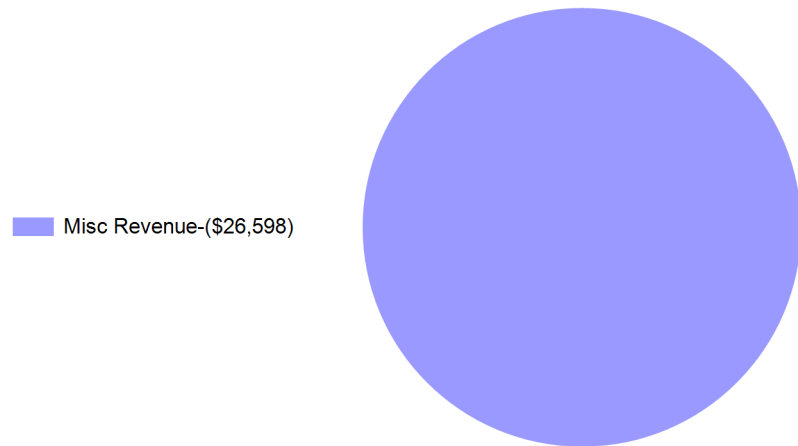
Cash	\$ 57,489
Investments	12,285,800
	<u>\$ 12,343,289</u>

City of Casper, Wyoming
CARES Act Funding Summary of Revenues and Expenditures
For Fiscal Year 2023 as of July 31, 2022
8.33 % OF THE FISCAL YEAR HAS ELAPSED

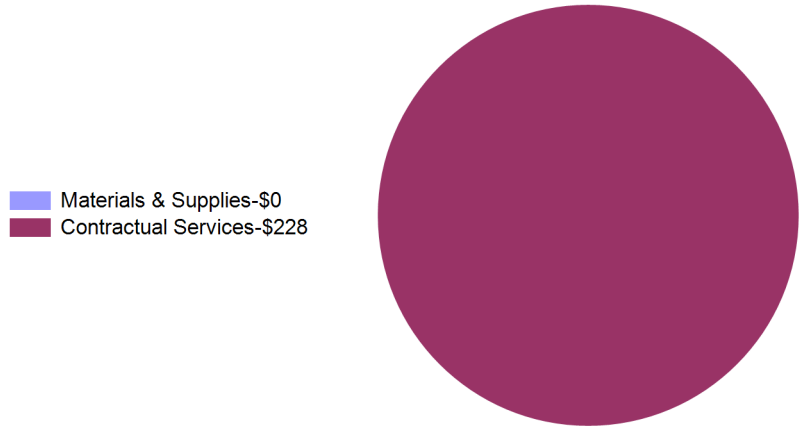
Year To Date Revenues
(\$26,598)



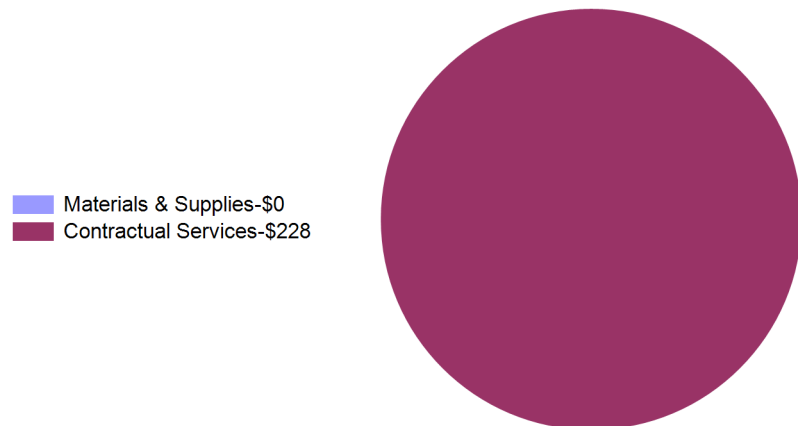
Month To Date Revenues
(\$26,598)



Year To Date Expenditures
\$228



Month To Date Expenditures
\$228



City of Casper, Wyoming
PSCC Fund Statement of Revenues and Expenditures
For Fiscal Year 2023 as of July 31, 2022
8.33 % OF THE FISCAL YEAR HAS ELAPSED

	Revised Budget	Current Year To Date	Current Year % of Budget
Revenues:			
Intergovernmental	\$ 602,030	\$ -	0.00%
Goods and Svcs Rev	178,332	-	0.00%
Misc Revenue	750,000	-	0.00%
Other Sources	1,403,069	-	0.00%
Total Revenues	\$ 2,933,431	\$ -	0.00%

	Revised Budget	Current Year To Date	Current Year % of Budget
Expenditures:			
Personnel Services	\$ 1,837,358	\$ 126,792	6.90%
Materials & Supplies	45,066	445	0.99%
Contractual Services	636,183	266,298	41.86%
Capital Outlay	70,474	-	0.00%
Other Costs	85,481	6,315	7.39%
Utility Expense	150,000	852	0.57%
Total Expenditures	\$ 2,824,562	\$ 400,704	14.19%
Net Revenue (Shortfall)	\$ 108,869	\$ (400,704)	-14.19%

PSCC Fund Summary of Cash and Investments

Cash	\$ 466,307
Investments	-
	<u>\$ 466,307</u>

City of Casper, Wyoming

PSCC Fund Summary of Revenues and Expenditures

For Fiscal Year 2023 as of July 31, 2022
8.33 % OF THE FISCAL YEAR HAS ELAPSED

Year To Date Revenues
\$0

Month To Date Revenues
\$0

Intergovernmental-\$0
Goods and Svcs Rev-\$0
Misc Revenue-\$0
Other Sources-\$0

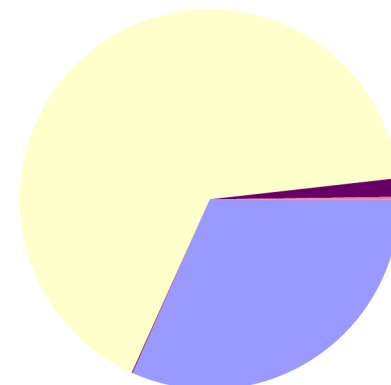
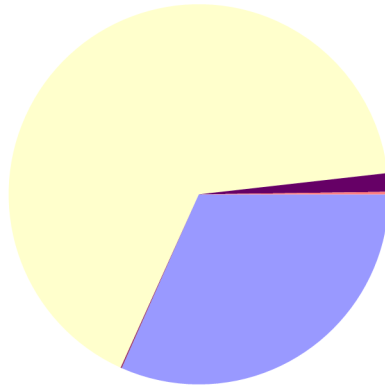
Intergovernmental-\$0
Goods and Svcs Rev-\$0
Misc Revenue-\$0
Other Sources-\$0

Year To Date Expenditures
\$400,704

Month To Date Expenditures
\$400,704

Personnel Services-\$126,792
Materials & Supplies-\$445
Contractual Services-\$266,298
Capital Outlay-\$0
Other Costs-\$6,315
Utility Expense-\$852

Personnel Services-\$126,792
Materials & Supplies-\$445
Contractual Services-\$266,298
Capital Outlay-\$0
Other Costs-\$6,315
Utility Expense-\$852



City of Casper, Wyoming

Health Insurance Fund Statement of Revenues and Expenditures

For Fiscal Year 2023 as of July 31, 2022
8.33 % OF THE FISCAL YEAR HAS ELAPSED

	Revised Budget	Current Year To Date	Current Year % of Budget
Revenues:			
Misc Revenue	\$ 25,576	\$ (7,233)	-28.28%
Total Revenues	\$ 25,576	\$ (7,233)	-28.28%
	Revised Budget	Current Year To Date	Current Year % of Budget
Expenditures:			
Personnel Services	\$ 33,500	\$ -	0.00%
Materials & Supplies	6,700	-	0.00%
Contractual Services	361,824	8,150	2.25%
Other Costs	15,300	-	0.00%
Total Expenditures	\$ 417,324	\$ 8,150	1.95%
Net Revenue (Shortfall)	\$ (391,748)	\$ (15,383)	-30.23%

Health Insurance Fund Summary of Cash and Investments

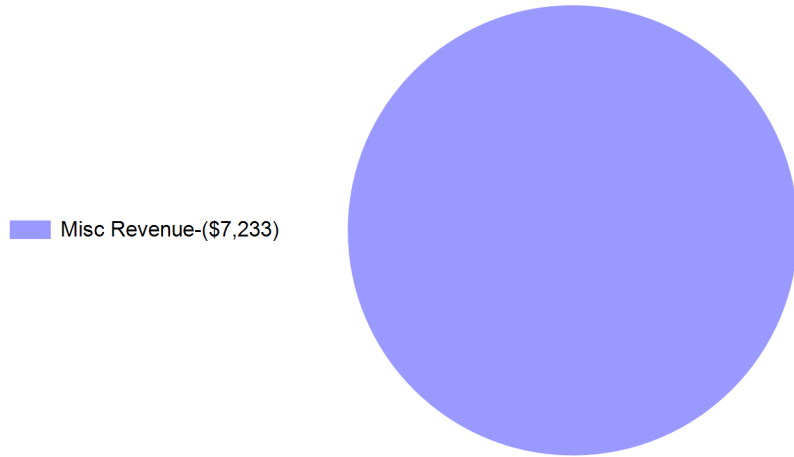
Cash	\$ 170,371
Investments	3,340,837
	<u>\$ 3,511,207</u>

City of Casper, Wyoming

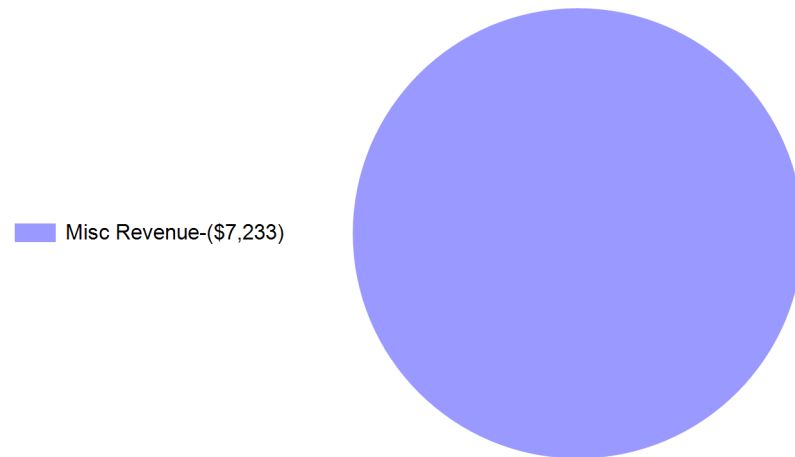
Health Insurance Fund Summary of Revenues and Expenditures

For Fiscal Year 2023 as of July 31, 2022
8.33 % OF THE FISCAL YEAR HAS ELAPSED

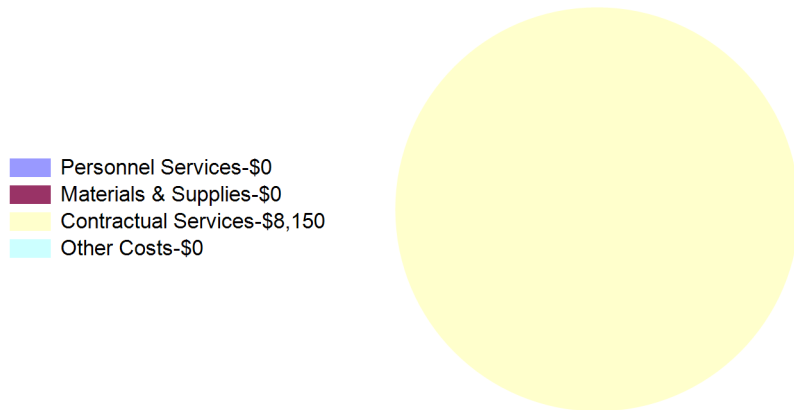
Year To Date Revenues
(\$7,233)



Month To Date Revenues
(\$7,233)



Year To Date Expenditures
\$8,150



Month To Date Expenditures
\$8,150

